

2024 MOTORCYCLE TIRE DATA BOOK

Version 1.0

BRIDGESTONE
Solutions for your journey



www.BridgestoneMotorcycleTires.com

   @BridgestoneMotoUSA

BRIDGESTONE

**NEW FOR
2024**



BATTALAX HYPERSPORT *S23*

Bridgestone's flagship hypersport tire, the Battlax Hypersport S23, evolves from the award winning* S22 by delivering improved handling precision, maximum stability and incredible grip, even in wet conditions.^{1,2,3} Hit the streets with confidence, maximize your riding experience and most importantly feel the exhilaration with the new Battlax Hypersport S23.

* Battlax Hypersport S22 – Motorrad hypersport Shootout Winner 2019 & 2021

1 Comparison based on BATTALAX HYPERSPORT S23 (120/70ZR17 & 190/55ZR17) vs previous generation BATTALAX HYPERSPORT S22 (120/70ZR17 & 190/55ZR17) in internal testing. Results may vary depending upon proper tire and vehicle maintenance, surface conditions, and riding habits.

2 Comparison based on BATTALAX HYPERSPORT S23 (120/70ZR17 & 190/55ZR17) vs previous generation BATTALAX HYPERSPORT S22 (120/70ZR17 & 190/55ZR17) in internal testing using a Yamaha YZF-R1 at Autopolis Speedway (2 min 03.4 sec lap time). Results may vary depending upon proper tire and vehicle maintenance, surface conditions, and riding habits.

3 Comparison based on BATTALAX HYPERSPORT S23 (120/70ZR17 & 190/55ZR17) vs previous generation BATTALAX HYPERSPORT S22 (120/70ZR17 & 190/55ZR17) in internal testing using a BMW S1000RR at Bridgestone Proving Ground (1 min 19.8 sec lap time). Results may vary depending upon proper tire and vehicle maintenance, surface conditions, and riding habits.

TABLE OF CONTENTS

RACE

P. 7

SPORT

P. 13

SPORT TOURING

P. 19

CRUISER

P. 21

VINTAGE & CUSTOM

P. 27

SCOOTER

P. 31

ADVENTURE/DUAL SPORT

P. 35

OFF-ROAD/ENDURO

P. 41

TUBES

P. 49

FITMENT GUIDE

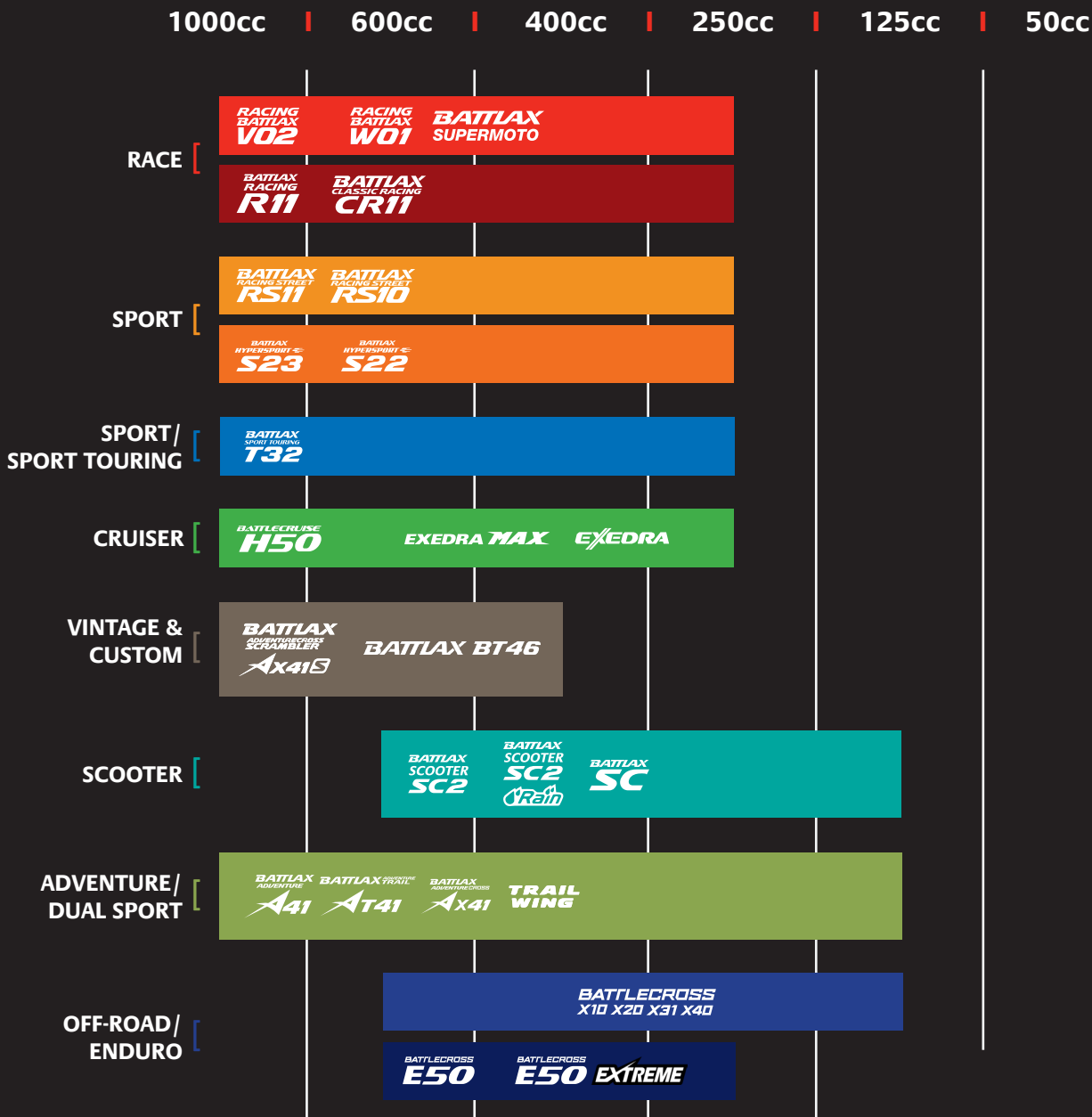
P. 51



This Table of Contents is interactive—click a section title and you'll be taken directly to that page!



POSITIONING



BATTLAX



TECHNOLOGY

MS•BELT

MSB construction means that a continuous single strand is wrapped around the circumference of the tire. This one-piece construction eliminates overlapping of belts, seams, and joints. A MSB tire is lighter than conventional multi-cross belt construction, it has more stability since it minimizes heat generation inside the tire and gives high shock absorption.



V-MS•BELT

Optimization of the spacing of the MS•BELT cords coiled around the tire's circumference contributes to ideal tire contact properties, as well as enhanced grip and performance.



ULTIMAT EYE

Visualization of the tire contact patch behavior with measurement and simulation technology. Supplies less slip area for good traction while riding and improves wear life.



CAP&BASE

The underlying layer controls tread stiffness, reinforcement and assists with bump absorption.



3D CTDM

3D CTDM is Bridgestone's newest automated tire design technology. This leading edge 3D CTDM program enables Bridgestone to conduct dynamic, three-dimensional simulations and analysis of tire performance, in addition to finding optimum solutions at all lean angles.



HTSPC

Bridgestone was the very first motorcycle tire manufacturer to utilize 1X5 filament rubber insulated steel (MSB) in the manufacture of its motorcycle radial tires. This technology offers many advantages over steel that is used by the competition. This makes the tire more flexible, provides more stability without a reduction in shock absorption, and minimizes the generation of heat throughout the tire.



RC POLYMER

RC Polymer technology optimizes the distribution of silica within the rubber compound and improves tread flexibility allowing greater contact with the road surface in both hot and cold conditions. The reduction in molecular friction also improves rolling resistance, therefore increasing fuel economy.



OUTSIDE BEAD FILLER

The latest generation outside bead filler realizes the ideal sidewall profile analyzed by a finite element method by giving optimum force distribution and rigidity balance.





NANOPRO-TECH

NanoPro-Tech is the name of a technology that facilitates the realization of the required features in a tire by controlling the material microstructure through structural design at the molecular level. It is one of Bridgestone's fundamental technologies.



SILICA RICH

Silica Rich Compound provides enhanced gripping capability in wet conditions and low temperatures; ensuring superb handling at the beginning of every ride. It also provides a more consistent and longer lasting grip.



SILICA RICH EX

Performance in wet conditions is improved by increasing the amount of silica compared to conventional SILICA RICH.



3LC (DUAL COMPOUND)

Provides grip performance demanded in all riding modes. The center compound offers linear handling. The shoulder compound secures high grip and solid contact feel.



3LC+CAP&BASE

The CAP&BASE construction divides the shoulder of the compound of the tire into upper and lower sections. By using a high grip compound for the upper section of the shoulder, and a high stability abrasion resistant compound for the lower and central sections, provides the desired combination of both performance and mileage.



5LC (TRIPLE COMPOUND)

Offers ideal grip performance demanded in all riding modes. The center compound provides good stability. The shoulder compound transfers engine power to the road with strong traction. The edge compound offers strong side grip and solid contact feel at deep lean angles.



PULSE GROOVE

Improved water channeling and drainage resulting in enhanced grip and reduced tire slip ratio in wet conditions. Pulse Groove Technology works by combining pulse-shaped grooves with small center deflectors to equalize waterflow, which optimizes waterflow speed compared to a straight groove.



RACE



POSITIONING

1000cc | 600cc | 400cc | 250cc | 125cc | 50cc

RACE

RACING
BATTLAX
V02

RACING
BATTLAX
W01

BATTLAX
SUPERMOTO

BATTLAX
RACING
R11

BATTLAX
CLASSIC RACING
CR11

FOR TRACK USE ONLY*

*For more information, please contact your local race tire distributor or call 1-800-828-9143 to locate the race-specific dealer near you.

RACE

RACING BATTLEAX V02 TRACK USE ONLY

Bridgestone's flagship non-DOT race tire, available in both soft and medium compounds. Whether you are just starting out, or competing for a podium finish, the RACING BATTLEAX V02 has your back.

Key Benefits:

- Improved stability and grip while cornering*
- Longer life, and improved lap times*
- GP-Belt™ rear increases contact patch, and improves overall grip and tire wear*
- Tire warmers recommended
- Introducing the new V02 NS Spec in 120/605R17 and 200/660R17 sizes
Experience +11% front and +7% rear larger average contact patch across all lean angles Track Use Only**



V02 FRONT V02 REAR



*Rear Tire Only

*Compared to the RACING BATTLEAX V01 **Compared to the BATTLEAX V02 (sizes: 120/600R17 and 200/655R17)

Tire Size	Tire Construction & Pattern	Article Number
FRONT		
90/580R17M/C	BATTLEAX V02 SOFT	3083
90/580R17M/C	BATTLEAX V02 MEDIUM	3085
120/605R17M/C	RACING BATTLEAX V02F SOFT	14310
120/605R17M/C	RACING BATTLEAX V02F MEDIUM	14311
REAR		
120/600R17M/C	BATTLEAX V02 SOFT	3087
120/600R17M/C	BATTLEAX V02 MEDIUM	3089
180/655R17M/C	BATTLEAX V02 SOFT	13638
180/655R17M/C	BATTLEAX V02 EXTRA SOFT	13639
200/660R17M/C	RACING BATTLEAX V02R MEDIUM	15064
200/660R17M/C	RACING BATTLEAX V02R SOFT	15062
200/660R17M/C**	RACING BATTLEAX V02R EXTRA SOFT	15065

RACING BATTLEAX W01 TRACK USE ONLY

With performance derived straight from the upper echelons of racing, the RACING BATTLEAX W01 gives you the confidence you need in wet racing conditions to still push yourself and your motorcycle to victory.

Key Benefits:

- Pattern designed directly from MotoGP wet tires
- Optimized pattern rigidity both front and rear gives excellent wet handling characteristics
- Grooves placed in same direction as water flow to provide efficient water drainage
- Larger contact patch provides higher grip in wet conditions*
- Average of 2 seconds faster per lap*
- Tire warmers recommended
- Non-DOT



W01 FRONT W01 REAR



*Compared to E05/E08

Tire Size	Tire Construction & Pattern	Article Number
FRONT		
90/580R17M/C	RACING BATTLEAX W01	7056
110/590R17M/C	RACING BATTLEAX W01	7780
120/600R17M/C	RACING BATTLEAX W01	6370
REAR		
120/595R17M/C	RACING BATTLEAX W01	7057
140/620R17M/C	RACING BATTLEAX W01	7781
165/630R17M/C	RACING BATTLEAX W01	7782
190/650R17M/C	RACING BATTLEAX W01	6371

RACING

BATTLAX RACING R11 TRACK USE ONLY

Bridgestone's premier grooved racing tire, designed from the ground up to provide the confidence you need to chase the ultimate lap time. With a mix of technologies cultivated from the highest levels of racing, and Bridgestone's newest advancements in construction and compounding, the BATTLAX Racing R11 delivers world class performance for the grooved racing tire segment.



R11 FRONT R11 REAR



*Rear Tire Only

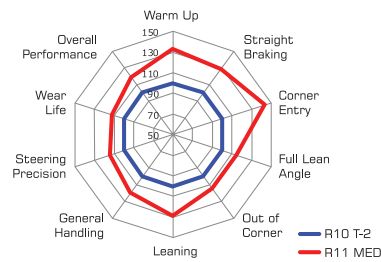
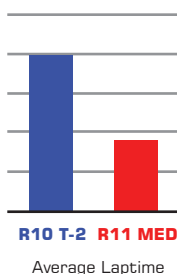
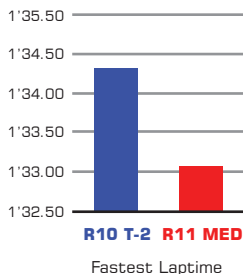
Key Benefits:

- Improved performance in all areas (reference spider chart)*
- 1.5 seconds faster per lap*
- Large range of sizes to accommodate small to large race bikes
- Consistent performance through the life of the tire
- Tire warmers recommended

*Compared to the BATTLAX Racing R10

TECHNICAL FEATURES

Front Rear



PERFORMANCE SCORE INDEX

Tire Size	Tire Construction & Pattern	Article Number
FRONT		
110/70R17M/C	BATTLAX RACING R11 MED	12688
120/70R17M/C	BATTLAX RACING R11 SOFT	9038
120/70R17M/C	BATTLAX RACING R11 MED	9041
REAR		
140/70R17M/C	BATTLAX RACING R11 MED	12749
150/60R17M/C	BATTLAX RACING R11 MED	12750
160/60R17M/C	BATTLAX RACING R11 MED	13490
180/55R17M/C	BATTLAX RACING R11 MED	13491
190/55R17M/C	BATTLAX RACING R11 SOFT	11653
190/55ZR17M/C	BATTLAX RACING R11 MED	9040
200/55R17M/C	BATTLAX RACING R11 SOFT	11657
200/55R17M/C	BATTLAX RACING R11 MED	9095

RACE

BATTLAX CLASSIC RACING CR11

TRACK USE ONLY

Born from the DNA of the R11, the Battlax Classic Racing CR11 was developed for the classic racer looking for high grip in the wet and dry, quick warm up times, and consistent performance over the life of the tire.

Key Benefits:

- Excellent grip on wet and dry
- Optimized groove angle and alignment
- Rear tire features 3LC Technology
- Enhanced cornering grip, and high braking stability
- Quick warm up time, critically important for races that don't allow tire warmers
- DOT certified, for race purpose only

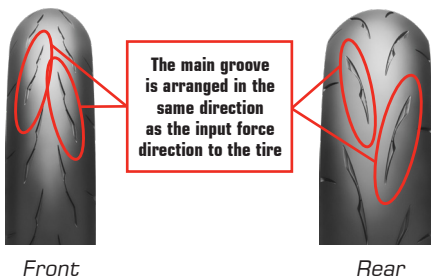


CR11 FRONT CR11 REAR



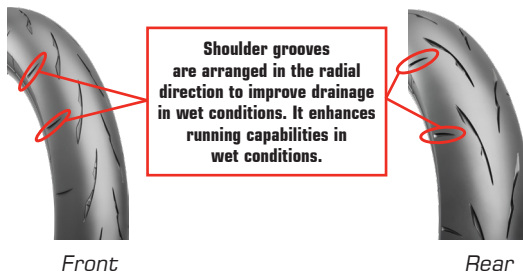
*Rear Tire Only

TECHNICAL FEATURES



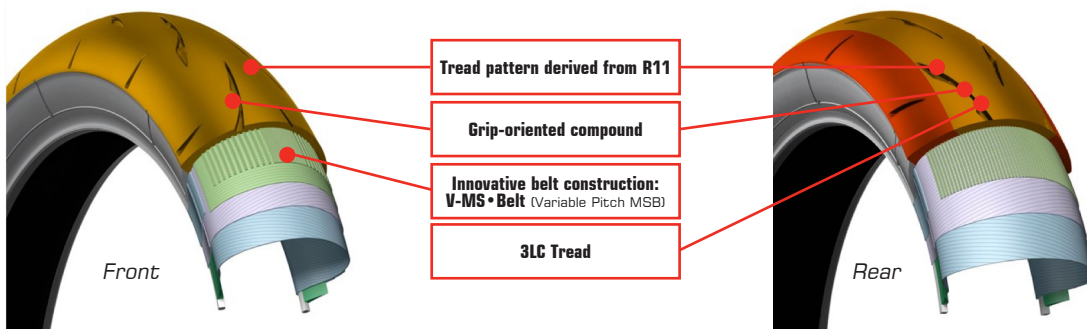
Front

Rear



Front

Rear



Front

Rear

Tire Size	Tire Construction & Pattern	Article Number
FRONT		
110/80R18M/C	BATTLAX CLASSIC RACING CR11	13739
REAR		
150/65R18M/C	BATTLAX CLASSIC RACING CR11	13740

RACE

BATTLAX SUPERMOTO

TRACK USE ONLY

Race Slicks for Supermoto Fitments. Non-DOT, Race use only. Tire warmers recommended.

BM01 Key Benefits:

- 16.5 inch rim Supermoto front tire
- 2022 OE Fitment on KTM 450 SMR and Husqvarna FS450
- Non-DOT, Racing Slick (tire warmers recommended)
- Tubeless only



Tire Size	Tire Construction & Pattern	Article Number
FRONT		
125/600R165M/C	BATTLAX SUPERMOTO BM01	109064

RO2 Key Benefits:

- 165/630R17 for Supermoto rear fitments
- Available in Soft and Medium race compounds
- 2022 OE Fitment on KTM 450 SMR and Husqvarna FS450
- Non-DOT, Racing Slick (tire warmers recommended)
- Tubeless only



Tire Size	Tire Construction & Pattern	Article Number
REAR		
165/630R17M/C	RACING BATTLAX RO2 - SOFT	147186
165/630R17M/C	RACING BATTLAX RO2 - MEDIUM	17672



BATTLAX



RACE



POSITIONING

1000cc | 600cc | 400cc | 250cc | 125cc | 50cc

SPORT [



HIGH PERFORMANCE SPORT RADIALS

BATTLAX RACING STREET RS11


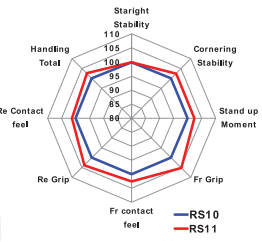
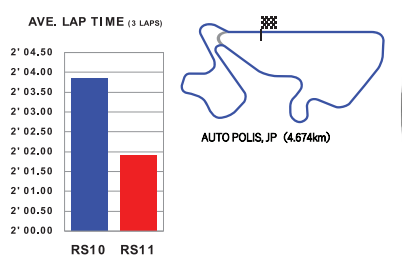
Enhance the ride of your liter bike with Bridgestone's flagship sport tire. The Battlax Racing Street RS11 is built with technology derived from the highest levels of racing. Whether you are chasing lap times, or riding your favorite winding road, enjoy Bridgestone's most aggressive street sport tire.

- Increased cornering grip and stability, with improved rider feedback:
 - The RS11 is the first road-oriented tire that has adopted the V-MS-Belt construction in the rear which is currently used in Bridgestone's highest performing race tires. This significantly improves the contact area with the road surface, enhancing cornering grip.*
 - A molecular approach of fine carbon particles in terms of compounding has improved the bite to the road surface and enhanced the grip characteristics of the compound itself.*
 - 3LC compounds on the front and rear create greater grip, increased cornering stability, and improved rider feedback. No sacrifice to straight line stability.*
- Groove pattern inspired by the BATTLAX Racing R11: Design adaptations make it an incredibly capable track tire, while still maintaining street tire performance.
- Increased wet performance: Enhanced water dispersion due to groove design *
- 1.9 seconds faster per 2 minute lap*
- Sizing for modern liter bikes
- DOT Approved (No warmers needed)

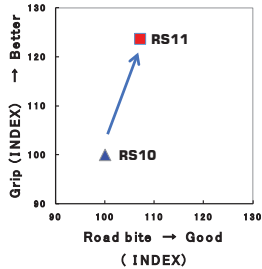
*Disclaimer: Comparison based on Battlax Racing Street RS11 tire versus Battlax Racing Street RS10 tire from internal testing. Results may vary.

SPORT

TECHNICAL FEATURES Front Rear



A molecular approach of fine carbon particles in terms of compounding has improved the bite to the road surface and enhanced the grip characteristics of the compound itself.



Tire Size	Load Speed	Tire Construction & Pattern	Tube (TL / TT / BOTH)	Overall Diameter	Tread Width	OTD 32nds	(Measuring Rim) Approved Rim	Max P.S.I.	Article Number
FRONT									
120/70ZR17M/C	58W	RS11F BW	TL	23.66	4.69	4.38	(3.50) 3.50~3.75	42	11956
REAR									
190/55ZR17M/C	75W	RS11R BW	TL	25.55	7.4	6.16	(6.00) 5.50~6.00	42	11665
200/55ZR17M/C	78W	RS11R BW	TL	25.83	7.76	6.16	(6.25) 6.00~6.50	42	11670

HIGH PERFORMANCE SPORT RADIALS

BATLAX RACING STREET RS10

- High-performance sport radials optimized for high-grip and handling performance on dry surfaces.
- Bridgestone's MotoGP development analysis was used to determine the placement of 3-D tread grooves to improve stability, grip and handling by optimizing block stiffness.
- Specially formulated rubber compounds front and rear offer sure grip as well as increased durability.
- RS10 (front) uses a Mono-Spiral Belt constructed with stiffer steel to enhance rigidity of the tread area for upgraded response and stability.
- Cap and Base (rear) adds tread stiffness for stability when braking and accelerating.
- Softer sidewall construction (rear) incorporated for better damping to improve handling.
- **Compares to:** Michelin Power Supersport, Pirelli Rosso Corsa, Metzeler Racetec K3.



RS10 FRONT RS10 REAR



*All comparisons made to Bridgestone BT-003RS Ultra-High Performance Sport Radial

TECHNICAL FEATURES

Front

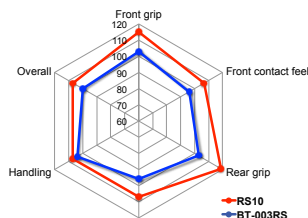
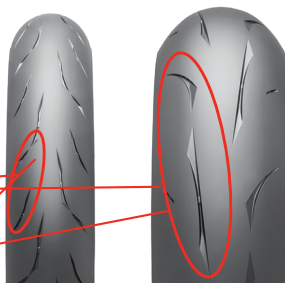
Rear



- *1: All Rear Sizes
- *2: All Rear Sizes
- *3: Front

Grooves are aligned in the direction of the forces when cornering.

Super long pitch pattern design for greater stability, consistent, predictable behavior, and greater block stiffness.



PERFORMANCE SCORE INDEX

Tire Size	Load Speed	Tire Construction & Pattern	Tube (TL / TT / BOTH)	Overall Diameter	Tread Width	OTD 32nds	(Measuring Rim) Approved Rim	Max P.S.I.	Article Number
FRONT									
110/70ZR17M/C	(54H)	RS10F BW	TL	23.27	4.29	4	(3.00) 3.00~3.50	41	5429
120/70ZR17M/C	(58W)	RS10F BW	TL	23.6	4.7	4	(3.5) 3.0~3.5	42	3861
REAR									
140/70ZR17M/C	(66H)	RS10R BW	TL	24.69	5.71	6	(3.75) 3.75~4.50	41	5460
150/60ZR17M/C	(66H)	RS10R BW	TL	24.41	6.10	6	(4.25) 4.00~4.50	41	5533
180/55ZR17M/C	(73W)	RS10R BW	TL	25.2	7.2	6	(5.5) 5.5~6.0	42	4637
190/50ZR17M/C	(73W)	RS10R BW	TL	24.9	7.5	6	(6.0) 5.5~6.0	42	5469

**For more sizes please visit www.BridgestoneMotorcycleTires.com

HIGH PERFORMANCE SPORT RADIALS

BATTLAX HYPERSPORT S22

The BATTLAX HYPERSPORT S22 is a premier tire for the modern street sport bike. Starting where the S21 left off, the S22 has improved both the compounds and pattern design, to promote better handling in all conditions, without compromising wear.

- Updated front and rear compound improves the S22's dry grip*
- Updated front and rear pattern design, and a updated rear compound improves the overall wet grip*
- Improved handling response due to increased pattern rigidity*



FRONT AND REAR

Updated Pattern Design

- Enhanced groove design with optimized rigidity*
- Improved wet performance*
- Improved handling response*

Updated Compound Front CL & Rear TR

- Improved dry grip*

Updated Compound Rear Center

- Improved wet performance by utilizing fine grain Silica*

MS•BELT Front & Rear

- Promotes handling and stability



Tire Size	Load Speed	Tire Construction & Pattern	Tube (TL / TT / BOTH)	Overall Diameter	Tread Width	OTD 32nds	(Measuring Rim) Approved Rim	Max P.S.I.	Article Number
FRONT									
110/70R17M/C	54H	Battlax Hypersport S22	TL	23.3	4.4	4	(3.0) 3.0~3.5	41	11668
120/70ZR17M/C	58(W)	Battlax Hypersport S22	TL	23.7	4.7	5	(3.5) 3.5~3.75	42	11449
REAR									
140/70R17M/C	66H	Battlax Hypersport S22	TL	25.5	7.2	7	(5.0) 5.0~5.5	41	11679
150/60R17M/C	66H	Battlax Hypersport S22	TL	24.4	6.3	7	(4.25) 4.25~4.5	41	11624
160/60ZR17M/C	69(W)	Battlax Hypersport S22	TL	24.8	6.4	8	(4.5) 4.25~5	42	9328
180/55ZR17M/C	73(W)	Battlax Hypersport S22	TL	24.9	7.1	8	(5.5) 5.5~6	42	11450
180/60ZR17M/C	75W	Battlax Hypersport S22	TL	25.5	7.2	7	(5.0) 5.0~5.5	41	11503
190/50ZR17M/C	73(W)	Battlax Hypersport S22	TL	24.7	7.5	8	(6) 5.5~6	42	9329
190/55ZR17M/C	75(W)	Battlax Hypersport S22	TL	25.5	7.6	7	(6) 5.5~6	42	9848
200/55ZR17M/C	78(W)	Battlax Hypersport S22	TL	25.9	7.8	7	(6.25) 5.5~6.5	42	9346

Hayabusa 2022 OE Fitment

Tire Size	Load Speed	Tire Construction & Pattern	Tube (TL / TT / BOTH)	Overall Diameter	Tread Width	OTD 32nds	(Measuring Rim) Approved Rim	Max P.S.I.	Article Number
FRONT									
120/70ZR17M/C	58W	S22 OE FITMENT FOR SUZUKI HAYABUSA 2022-PRESENT	TL	23.66	4.71	4	(3.5) 3.5~3.75	42	12727
REAR									
190/50ZR17M/C	73W	S22 OE FITMENT FOR SUZUKI HAYABUSA 2022-PRESENT	TL	24.72	7.48	8	(6) 5.5~6	42	12728

HIGH PERFORMANCE SPORT RADIALS

BATTLAX HYPERSPORT S23

Bridgestone's flagship hypersport tire, the Battlax Hypersport S23, evolves from the award winning* S22 by delivering improved handling precision, maximum stability and incredible grip, even in wet conditions.^{1,2,3} Hit the streets with confidence, maximize your riding experience and most importantly feel the exhilaration with the new Battlax Hypersport S23.



S23 FRONT **S23 REAR**

- Confident traction, rain or shine: Improved wet and dry grip gives you confidence on the street. Battlax S23 turns faster lap times in both wet and dry track conditions than the Battlax S22^{2,3}
- Don't sacrifice wear for performance: Advanced technology and world-class engineering give you more performance without sacrifice
 - In head-to-head testing the Battlax S23 rear tire lasts 8% longer vs. the previous generation Battlax S22.¹
- Maximize your riding experience: With improved stability and handling feel, the Battlax S23 tire gives you unparalleled confidence in your ride

TECHNICAL FEATURES

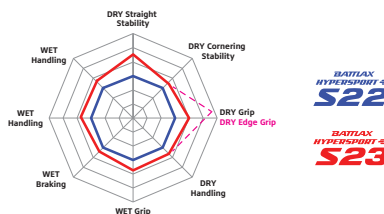


COMPOUND & CONSTRUCTION

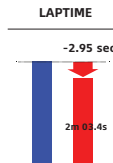
- New compound for front shoulder & rear edge with optimized resin components to enhance grip characteristics
- Applying S22's state of the art MS-Belt construction and optimal shape
- Benefits:
 - Increased grip at high lean angle²
 - Maximum handling performance¹
 - High speed stability¹

PATTERN DESIGN

- New pattern design, including Pulse Groove in the rear for better wet performance
- Optimized land/sea ratio in the shoulder area
- Optimized pattern stiffness

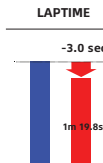


DRY Performance Improvement



• 2.95 seconds faster DRY lap time²

WET Performance Improvement



• 3% shorter WET braking distance³
• 3.0 second faster WET lap time³

* Battlax Hypersport S22 – Motorrad hypersport: Shootout Winner 2019 & 2021

¹ Comparison based on BATTLAX HYPERSPORT S23 (120/70ZR17 & 190/55ZR17) vs previous generation BATTLAX HYPERSPORT S22 (120/70ZR17 & 190/55ZR17) in internal testing. Results may vary depending upon proper tire and vehicle maintenance, surface conditions, and riding habits.

² Comparison based on BATTLAX HYPERSPORT S23 (120/70ZR17 & 190/55ZR17) vs previous generation BATTLAX HYPERSPORT S22 (120/70ZR17 & 190/55ZR17) in internal testing using a Yamaha YZF-R1 at Autopolis Speedway (2 min 03.4 sec lap time). Results may vary depending upon proper tire and vehicle maintenance, surface conditions, and riding habits.

³ Comparison based on BATTLAX HYPERSPORT S23 (120/70ZR17 & 190/55ZR17) vs previous generation BATTLAX HYPERSPORT S22 (120/70ZR17 & 190/55ZR17) in internal testing using a BMW S1000RR at Bridgestone Proving Ground (1 min 19.8 sec lap time). Results may vary depending upon proper tire and vehicle maintenance, surface conditions, and riding habits.

Tire Size	Load Speed	Tire Construction & Pattern	Tube (TL / TT / BOTH)	Overall Diameter	Tread Width	OTD 32nds	(Measuring Rim) Approved Rim	Max P.S.I.	Article Number
FRONT									
120/70ZR17M/C	58(W)	BATTLAX HYPERSPORT S23F	TL	23.7	4.7	5	(3.5) 3.5-3.75	42	15924
REAR									
160/60ZR17M/C	69(W)	BATTLAX HYPERSPORT S23R	TL	24.8	6.4	8	(4.5) 4.5-5	42	15925
180/55ZR17M/C	73(W)	BATTLAX HYPERSPORT S23R	TL	24.9	7.1	8	(5.5) 5.5-6	42	15926
190/50ZR17M/C	73(W)	BATTLAX HYPERSPORT S23R	TL	24.7	7.5	8	(6) 5.5-6	42	15927
190/55ZR17M/C	75(W)	BATTLAX HYPERSPORT S23R	TL	25.5	7.6	7	(6) 5.5-6	42	15928
200/55ZR17M/C	78(W)	BATTLAX HYPERSPORT S23R	TL	25.9	7.8	7	(6.25) 6-6.5	42	15929



BATLAX
HYPERSPORT 
S23



POSITIONING

1000cc | 600cc | 400cc | 250cc | 125cc | 50cc

SPORT/
SPORT TOURING

BATTLEAX
SPORT TOURING
T32

SPORT TOURING

BATTLAX SPORT TOURING T32

Following in the footsteps of the T31, the T32 takes a step forward by incorporating innovative tread designs and rubber compounds to give sport touring riders the confidence to hit the road, rain or shine.

- Evacuates water more effectively with a tread pattern featuring Pulse Groove Technology™ and Silica Rich compounds.*
- Increased cornering grip and improved feel from larger adhesion area provided by a 13% larger rear contact patch.*
- 7% shorter wet stopping distance with no sacrifice in wear life*
- Specific GT spec options for heavier bikes provides additional stability and 10% more wear life*
- GT Spec tires are recommend for bikes that have a dry weight above 500 lbs (where applicable sizes exist).



GT SPEC FRONT



GT SPEC REAR

*Comparison based on Battlax T32 tire versus Bridgestone Battlax T31 tire from internal testing. Results may vary.

TECHNICAL FEATURES

Front

Rear

Front Only



Rear Only



Front and Rear



Tire Size	Load Speed	Tire Construction & Pattern	Tube (TL / TT / BOTH)	Overall Diameter	Tread Width	OTD 32nds	(Measuring Rim) Approved Rim	Max P.S.I.	Article Number
FRONT									
110/70ZR17M/C	54W	BATTLAX SPORT TOURING T32F	TL	23.23	5.4	5	(3.0) 2.75~3.5	42	12670
120/60ZR17M/C	55W	BATTLAX SPORT TOURING T32F	TL	22.95	7.4	5	(3.5) 3.0~3.4	42	12667
120/70ZR17M/C	58W	BATTLAX SPORT TOURING T32F	TL	23.62	6.5	5	(3.5) 3.0~3.5	42	12414
120/70ZR17M/C	58W	BATTLAX SPORT TOURING T32F GT	TL	23.74	4.8	5	(3.5) 3.0~3.5	42	12733
110/80ZR18M/C	58W	BATTLAX SPORT TOURING T32F	TL	25.04	4.3	5	(2.5) 2.5~3.0	42	12669
120/70ZR18M/C	59W	BATTLAX SPORT TOURING T32F	TL	24.76	7.5	5	(3.5) 3.0~3.5	42	12664
120/70ZR18M/C	59W	BATTLAX SPORT TOURING T32F GT	TL	24.76	4.8	5	(3.5) 3.0~3.5	42	12681
110/80R19M/C	59V	BATTLAX SPORT TOURING T32F	TL	25.98	4.7	5	(2.5) 2.5~3.0	42	12680
120/70ZR19M/C	60W	BATTLAX SPORT TOURING T32F	TL	25.59	4.3	5	(3.5) 3.0~3.75	42	12672
REAR									
150/70ZR17M/C	69W	BATTLAX SPORT TOURING T32R	TL	25.24	7.0	8	(4.0) 4.0~4.5	42	12665
160/60ZR17M/C	69W	BATTLAX SPORT TOURING T32R	TL	24.57	6.0	8	(4.5) 4.5~5.0	42	12673
160/70ZR17M/C	73W	BATTLAX SPORT TOURING T32R	TL	25.79	4.8	8	(4.5) 4.5~5.0	42	12674
170/60ZR17M/C	72W	BATTLAX SPORT TOURING T32R	TL	25.08	6.3	8	(4.5) 4.5~5.5	42	12675
170/60ZR17M/C	72W	BATTLAX SPORT TOURING T32R GT	TL	25.08	7.1	8	(4.5) 4.5~5.5	42	12682
180/55ZR17M/C	73W	BATTLAX SPORT TOURING T32R GT	TL	24.76	4.8	8	(5.5) 5.5~6.0	42	12415
180/55ZR17M/C	73W	BATTLAX SPORT TOURING T32R	TL	24.76	6.5	8	(5.5) 5.5~6.0	42	12702
190/50ZR17M/C	73W	BATTLAX SPORT TOURING T32R	TL	24.57	4.3	8	(6.0) 5.5~6.0	42	12676
190/55ZR17M/C	75W	BATTLAX SPORT TOURING T32R	TL	25.31	4.4	8	(6.0) 5.5~6.0	42	12677
190/55ZR17M/C	75W	BATTLAX SPORT TOURING T32R GT	TL	25.28	4.8	8	(6.0) 5.5~6.0	42	12684
140/70ZR18M/C	67V	BATTLAX SPORT TOURING T32R	TL	25.71	4.8	9	(4.0) 3.5~4.5	42	12679
160/60ZR18M/C	70W	BATTLAX SPORT TOURING T32R	TL	25.51	4.8	8	(4.5) 4.5~5.0	42	12668

BATTLECRUISE H50



CRUISER

POSITIONING

1000cc

| 600cc

| 400cc

| 250cc

| 125cc

| 50cc

CRUISER

BATTLECRUISE
H50

EXEDRA MAX

EXEDRA

AMERICAN V-TWIN TIRES

- High performance tires designed specifically with the American V-Twin rider in mind.
- Compounds and profiles designed to offer the optimal balance of handling, mileage and rider comfort.
- Optimum tread pattern for high powered American V-Twins with attractive diamond cross deco-groove.
- Get 50% better rear tire wear than Dunlop D401.*
- Better stability, ride comfort, and handling than the Dunlop D401*
- Battlecruise H50 rear tire lasts 48% longer than the Dunlop American Elite rear tire.*
- Carcass designed for easier steering and improved ride quality for long distance riding.
- Compares to: Dunlop American Elite, Michelin Commander III, Pirelli Night Dragon, Metzeler Cruisetec.
- Supplemental road hazard limited warranty included. See website for warranty details.

BATTLECRUISE H50



FRONT

Front Tire Construction

In addition to the Battlecruise H50 tire's handling performance, Bridgestone focused on the vertical stiffness of the tire to ensure ride comfort on long trips.

Outcome

- Strategic reinforcement on the carcass and envelope
- The right balance between rigidity and shock absorption

Benefits

- Improved vibration damping
- Higher shock absorption



REAR

Rear Tire Profile

- Larger crown profile (CR)
- Designed to optimize the slip and adhesion portion of rubber on road surfaces

Benefits

- Optimized profile and compound delivers the satisfaction of extended mileage.

*Comparison of Bridgestone Battlecruise H50 vs. Dunlop D402F/D401. Results may vary depending on proper tire and vehicle maintenance, road conditions, and driving habits.

AMERICAN V-TWIN REPLACEMENT

BATTLECRUISE H50

Tire Size	Load Speed	Tire Construction & Pattern	Tube (TL / TT / BOTH)	Overall Diameter	Tread Width	OTD 32nds	(Measuring Rim) Approved Rim	Max P.S.I.	Article Number
FRONT									
130/90B16M/C	67H	Battlecruise H50F	BOTH	25.2	5.1	5	(3.5) 2.5~3.5	41	6926
130/90B16M/C	73H	Battlecruise H50F RFD	BOTH	25.2	5.1	5	(3.5) 2.5~3.5	48	6561
100/80-17M/C	52H	Battlecruise H50F	BOTH	23.4	4.1	5	2.5	42	8708
130/80B17M/C	65H	Battlecruise H50F	TL	25.2	5	7	(3) 2.50~3.50	41	8817
140/75R17M/C	67W	Battlecruise H50F	TL	25.4	5.4	5	(3.5) 3.50~4.25	41	8846
120/70ZR18M/C	59W	Battlecruise H50F	TL	24.8	4.7	5	(3.5) 3.50~3.75	42	8925
130/70B18M/C	63H	Battlecruise H50F	TL	25.2	5	7	(3.5) 3.00~4.00	41	7082
100/90B19M/C	57H	Battlecruise H50F	BOTH	26.3	3.9	5	(2.5) 2.15~2.75	41	6911
120/70ZR19M/C	60W	Battlecruise H50F	TL	25.7	4.8	5	(3.5) 3.00~3.75	41	7188
130/60B19M/C	61H	Battlecruise H50F	TL	25.2	5	7	(3.5) 3.00~4.00	41	9037
80/90-21M/C	54H	Battlecruise H50F RFD	BOTH	26.7	3.2	5	(1.85) 1.85~2.15	48	6912
130/60B21M/C	63H	Battlecruise H50F	TL	27.1	5	5	(3.5) 3.00~4.00	41	9090
REAR									
140/75R15M/C	65H	Battlecruise H50R	TL	23.3	5.4	8	(3.5) 3.5 ~ 4.25	41	11497
130/90B16M/C	73H	Battlecruise H50R RFD	BOTH	25.2	5.1	9	(3.5) 2.5~3.5	48	6913
140/90B16M/C	77H	Battlecruise H50R RFD	BOTH	26	5.7	9	(3.5) 3.5~3.75	48	6914
150/80B16M/C	77H	Battlecruise H50R RFD	BOTH	25.5	5.9	9	(3.5) 3.0~4.0	48	6562
180/70B16M/C	77H	Battlecruise H50R	TL	25.9	7.2	9	(5) 4.25~5.50	41	8821
180/65B16M/C	81H	Battlecruise H50R RFD	BOTH	25.2	7.1	10	(5) 4.25~5.50	48	8819
150/60ZR17M/C	66W	Battlecruise H50R	TL	24.1	5.8	8	(4) 4.00~4.50	42	8847
160/70B17M/C	73V	Battlecruise H50R	BOTH	25.8	6.2	8	(5.0) 4.25~5.0	41	6915
180/60B17M/C	75V	Battlecruise H50R	BOTH	25.5	7.2	8	(5) 4.25~5.50	41	8820
200/55R17M/C	78V	Battlecruise H50R	TL	25.8	7.7	8	(6.25) 6.00~6.50	41	8786
180/55B18M/C	80H	Battlecruise H50R RFD	TL	26.1	7	9	(5.5) 5.00~6.00	42	9091
240/40R18M/C	79V	Battlecruise H50R	TL	25.6	9.5	8	(8.5) 8.00~9.00	42	9032

CRUISER



HONDA GOLD WING

EXEDRA G853 & G852

- **OE fitment on the 2018-present Honda GL 1800**
- Performance Radial design to offer solid performance and mileage.
- Silica enriched compound offers a high level of grip on both wet and dry surfaces.
- Aramid Mono-Spiral Belt construction (rear) offers high speed stability and shock absorption.



G853 FRONT



G852 REAR

Tire Size	Load Speed	Tire Construction & Pattern	Tube (TL / TT / BOTH)	Overall Diameter	Tread Width	OTD 32nds	(Measuring Rim) Approved Rim	Max P.S.I.	Article Number
HONDA									
GL1800 (HONDA APPROVED) 2018-2019 (O.E.)									
130/70R18M/C	63H	G853 RADIAL	TL	25.2	5	6	(3.5) 3.5-4.0	41	9332
200/55R16M/C	77H	G852 RADIAL	TL	24.6	7.8	10	(6.25) 6-6.5	41	9333

EXEDRA G709 & G704

- **Fitment on the 2001-2017 Honda GL 1800.**
- Sport Touring Radials designed specifically for the Honda GL1800.
- Offer great performance for GL1800 Gold Wing in various conditions.



G709 FRONT

G704 REAR

Tire Size	Load Speed	Tire Construction & Pattern	Tube (TL / TT / BOTH)	Overall Diameter	Tread Width	OTD 32nds	(Measuring Rim) Approved Rim	Max P.S.I.	Article Number
HONDA									
GL1800 2001-2017									
130/70R18M/C	63H	G709F BW	TL	25.3	5.0	6	(3.0) 3.0-4.0	41	122971
180/60R16M/C	74H	G704R BW	TL	24.5	6.9	9	(5.0) 4.25-5.5	41	70627

EXEDRA G701 & G702

- **Fitment on the 1988-2000 Honda GL 1500.**
- Bias-ply touring tires designed for GL1500 Gold Wing.
- **Compares to:** Dunlop Elite 4/D250, Metzeler ME 888, Avon Cobra.



G701



G702

Tire Size	Load Speed	Tire Construction & Pattern	Tube (TL / TT / BOTH)	Overall Diameter	Tread Width	OTD 32nds	(Measuring Rim) Approved Rim	Max P.S.I.	Article Number
HONDA									
GL1500 1988-2000									
130/70-18M/C	63H	G701F BW	TL	25.2	5.0	6	(3.0) 3.0-4.0	41	74896
160/80-16M/C	80H	G702R BW	TL	26.0	6.3	9	(3.5) 3.75-4.5	41	74918

METRIC CRUISER RADIALS REPLACEMENT

EXEDRA G851 & G850

- Performance Radials designed for large cruisers, offer solid performance and mileage.
- Silica enriched compound offers a high level of grip on both wet & dry surfaces.
- Aramid Mono-Spiral Belt construction (rear) offers high speed stability and shock absorption.



G851 FRONT



G850 REAR



Tire Size	Load Speed	Tire Construction & Pattern	Tube (TL / TT / BOTH)	Overall Diameter	Tread Width	OTD 32nds	(Measuring Rim) Approved Rim	Max P.S.I.	Article Number
FRONT									
130/70R18M/C	(63W)	G851F BW	TL	25.3	5.0	5	(3.5) 3.5-4.0	42	59237
REAR									
180/55ZR18M/C	(74W)	G850R BW	TL	25.8	6.9	7	(5.5) 5.5-6.0	42	59407

METRIC CRUISER & TOURING REPLACEMENT TIRES

EXEDRA MAX

- Both Bias-Ply and Radial applications. Radials will have an "R" in the size designation.
- Specific rubber compound for cruiser applications designed for long mileage.
- Unique wide shape of tire profile supports touring-type riding while reducing fatigue.
- Belt package construction provides linear handling, even for heavy bikes and 2-up riding.
- Rubber compounds designed for wet and dry performance and patterns designed for enhanced water evacuation.



EXEDRA MAX FRONT

EXEDRA MAX REAR

Tire Size	Load Speed	Tire Construction & Pattern	Tube (TL / TT / BOTH)	Overall Diameter	Tread Width	OTD 32nds	(Measuring Rim) Approved Rim	Max P.S.I.	Article Number
FRONT									
150/80R16M/C	71V	Exedra Max BW	TL	25.4	5.9	5	(3.5) 3.0-4.0	41	4625
150/80-16M/C	71H	Exedra Max BW	TL	25.4	5.9	5	(3.5) 3.0-4.0	41	4931
120/90-17M/C	64H	Exedra Max BW	TL	25.5	4.7	6	(2.75) 2.5-3.0	41	4999
130/70R17M/C	(62W)	Exedra Max BW	TL	24.2	5.1	5	(3.5) 3.0-4.0	43	4829
110/90-18M/C	61H	Exedra Max BW	TL	25.8	4.3	5	(2.5) 2.15-3.0	41	5084
130/70ZR18M/C	(63W)	Exedra Max BW	TL	25.2	5.1	5	(3.5) 3.0-4.0	43	4727
100/90-19M/C	57H	Exedra Max BW	TL	26.1	4.0	6	(2.5) 2.15-2.75	41	4948
110/90-19M/C	62H	Exedra Max BW	TL	26.8	4.3	5	(2.15) 2.15-3.0	41	5067
90/90-21M/C	54H	Exedra Max BW	TL	27.4	3.5	5	(2.15) 1.85-2.15	41	5050
REAR									
140/90-15M/C	70H	Exedra Max BW	TL	24.9	5.6	9	(3.5) 2.75-3.75	41	5033
150/90B15M/C	74V	Exedra Max BW	TL	25.6	5.9	9	(3.5) 3.0-4.0	43	4914
160/80-15M/C	74S	Exedra Max BW	TL	25.1	6.3	9	(3.5) 3.5-4.5	37	4982
170/80B15M/C	77H	Exedra Max BW	TL	25.7	6.7	9	(4.0) 3.5-4.5	41	4880
180/70-15M/C	76H	Exedra Max BW	TL	24.9	7.1	9	(5.0) 4.25-5.5	41	4965
170/70B16M/C	75H	Exedra Max BW	TL	25.4	6.6	9	(5.0) 4.5-5.5	41	4863
180/70R16M/C	77V	Exedra Max BW	TL	25.9	7.1	7	(5.0) 5.0-5.5	43	4795
200/60R16M/C	79V	Exedra Max BW	TL	25.6	8.1	7	(5.5) 5.5-6.25	43	4676
240/55R16M/C	86V	Exedra Max BW	TL	26.4	9.4	9	(8.0) 7.0-8.0	43	4710
170/60ZR17M/C	(72W)	Exedra Max BW	TL	25.0	6.6	7	(4.5) 4.5-5.5	43	4744
200/50ZR17M/C	(75W)	Exedra Max BW	TL	24.9	7.9	7	(6.25) 6.0-6.5	43	4659

BATTLECRUISE H50



CRUISER



POSITIONING

1000cc

600cc

400cc

250cc

125cc

50cc

VINTAGE &
CUSTOM

BATTLAX
SCRAMBLER
AX41S

BATTLAX BT46

VINTAGE

BATTLAX BT46

Upgrading an icon is never easy. The BT46 replaces the BT45 as Bridgestone's premier Bias-Ply vintage sport and touring tire. The BT46 improves wet grip without sacrificing wear life or handling characteristics*.

Key Benefits:

- Bias-Ply Tire designed for vintage sport and touring motorcycles
- Silica single compound in the rear to maximize performance, grip, and wear
- Increased wet performance*
- No sacrifice in wear life*



BT46 FRONT

BT46 REAR



*Compared to the Bridgestone BATTLEAX BT45

**Universal Mount

SIZE/AVAILABILITY CHART

Tire Size	Load Speed	Tire Construction & Pattern	Tube (TL / TT / BOTH)	Overall Diameter	Tread Width	OTD 32nds	(Measuring Rim) Approved Rim	Max P.S.I.	Article Number
FRONT									
100/80-16M/C	54H	Battlax BT46F	BOTH	23.11	4.02	5.68	(2.50) 2.50-2.75	41	12325
110/80-16M/C	59V	Battlax BT46F	BOTH	23.78	4.4	6	2.15-3	41	12671
120/80-16M/C	60V	Battlax BT46F	TL	23.545	4.8	5.68	(2.75) 2.75-3.00	41	12328
100/80-17M/C	52H	Battlax BT46F	TL	23.43	3.98	5.68	(2.50) 2.50-2.75	41	12330
110/70-17M/C	54H	Battlax BT46F	BOTH	23.2	4.3	6	(3.0) 2.5-3.5	41	11666
110/80-17M/C	57V	Battlax BT46F	TL	23.98	4.33	6	(2.5) 2.15-2.75	41	13494
110/80-17M/C	57H	Battlax BT46F	TL	24.0	4.3	6	(2.5) 2.15-2.75	41	11655
120/70-17M/C	58H	Battlax BT46F	BOTH	23.8	4.8	6	2.75-3.75	41	12250
90/90-18M/C	51H	Battlax BT46F	BOTH	24.4	3.6	6	(2.15) 1.85-2.5	41	11658
100/80-18M/C	53H	Battlax BT46F	TL	24.41	3.98	5.68	(2.50) 2.50-2.75	41	12327
100/90-18M/C	56V	Battlax BT46F	TL	25.1	3.9	6	(2.5) 2.15-2.75	41	11654
100/90-18M/C	56H	Battlax BT46F	BOTH	25.1	3.9	6	(2.5) 2.15-3.0	41	11661
110/80-18M/C	58V	Battlax BT46F	TL	25	4.33	5.68	(2.50) 2.50-3.00	42	12329
110/90-18M/C	61H	Battlax BT46F	BOTH	25.8	4.3	6	(2.5) 2.15-3.0	41	11652
110/90-18M/C	61V	Battlax BT46F	TL	25.83	4.37	5	(2.5) 2.15-3.0	41	13593
100/90-19M/C	57V	Battlax BT46F	TL	26.1	3.9	6	(2.5) 2.15-2.75	41	11637
100/90-19M/C	57H	Battlax BT46F	BOTH	26.18	3.9	6	2.15-2.75	41	12748
3.25-19M/C	54H	Battlax BT46F	TL	26.2	3.9	6	(2.15) 1.85-2.5	41	11659
90/90-21M/C	54H	Battlax BT46F	BOTH	27.4	3.58	5	(1.85) 1.85-2.5	41	13637
REAR									
130/90-16M/C	67H	Battlax BT46R	TL	25.1	5.4	9	(3.0) 2.5-3.5	41	11635
130/90-16M/C	67V	Battlax BT46R	TL	25.08	5.35	9	(3.0) 2.5-3.5	42	13492
150/80-16M/C	71V	Battlax BT46R	BOTH	25.4	6.1	9	(3.5) 3.0-4.0	41	11677
120/80-17M/C	61H	Battlax BT46R	BOTH	24.6	4.6	9	(2.75) 2.5-3.0	41	11669
120/90-17M/C	64V	Battlax BT46R	BOTH	25.5	4.7	9	(2.75) 2.5-3.5	41	11674
130/70-17M/C	62H	Battlax BT46R	BOTH	24.4	5.3	9	(3.5) 3.0-4.0	41	11622
130/80-17M/C	65H	Battlax BT46R	BOTH	24.0	4.3	6	(3.0) 2.5-3.5	41	11632
130/90-17M/C	68V	Battlax BT46R	BOTH	26.1	5.4	9	(3.0) 2.5-3.5	41	11620
140/70-17M/C	66H	Battlax BT46R	BOTH	24.7	5.5	9	(4.0) 3.5-4.5	41	11678
140/80-17M/C	69V	Battlax BT46R	BOTH	25.8	5.6	9	(3.5) 2.75-3.75	41	11623
150/70-17M/C	69H	Battlax BT46R	BOTH	25.2	5.9	9	(4.5) 3.5-4.5	41	11625
150/70-17M/C	69V	Battlax BT46R	TL	25.28	5.94	9	(4.5) 3.5-4.5	42	13495
110/80-18M/C	58H	Battlax BT46R	BOTH	25.2	4.	9	(2.5) 2.15-3.0	41	11643
110/90-18M/C	61H	Battlax BT46R	BOTH	25.8	4.4	9	(2.5) 2.15-3.0	41	11649
120/80-18M/C	62H	Battlax BT46R	BOTH	25.6	4.6	9	(2.75) 2.5-3.0	41	11672
120/90-18M/C	65V	Battlax BT46R	BOTH	26.5	4.7	9	(2.75) 2.5-3.0	41	11642
130/70-18M/C	63H	Battlax BT46R	TL	25.4	5.3	9	(3.5) 3.0-4.0	41	11656
130/80-18M/C	66V	Battlax BT46R	BOTH	25.24	5.2	9	2.5-3.5	41	12253
140/70-18M/C	67H	Battlax BT46R	TL	25.7	5.5	9	(4.0) 3.5-4.5	41	11640
140/70-18M/C	67V	Battlax BT46R	TL	25.87	5.51	9	(4.0) 3.5-4.5	42	13496
4.00-18M/C	64H	Battlax BT46R	TL	26.5	4.6	9	(2.5) 2.15-3.0	41	11647
150/70-18M/C	70H	Battlax BT46R	TL	26.3	6	8.65	(4.25) 4.00-4.50	41	12324


VINTAGE AND CUSTOM

CUSTOM

BATTLAX ADVENTURECROSS SCRAMBLER AX41S

The AX41S was developed specifically for the rider who wants classic Scrambler looks, but still desires Bridgestone performance and capability. The AX41S is truly where form meets function.

- Designed with the modern classic rider in mind.
- The touring tire compound and the 3LC™ tread for the rear promotes wet and dry performance.



FRONT AND REAR

Pattern

- Made to perform while still retaining the modern classic style

Touring Compound

- Reliable wet and dry performance by utilizing the latest touring compounds



Dual Compound



3LC™ Tread For Rear

SIZE/AVAILABILITY CHART

Tire Size	Load Speed	Tire Construction & Pattern	Tube (TT / TL / BOTH)	Overall Diameter	Tread Width	OTD 32nds	(Measuring Rim) Approved Rim	Max P.S.I.	Article Number
FRONT									
120/70R17M/C	58H	Battlax Adventurecross Scrambler AX41S	BOTH	23.7	4.7	5	(3.5) 3.5~3.75	42	11465
100/80-18M/C	56H	Battlax Adventurecross Scrambler AX41S	BOTH	25.1	4.0	6	(2.5) 2.15~2.75	41	11630
110/80R18M/C	58H	Battlax Adventurecross Scrambler AX41S	BOTH	25	4.3	5	(2.5) 2.5~3	42	11464
130/80-18M/C	78P	Battlax Adventurecross Scrambler AX41S	TL	26.1	4.0	6	(3.0) 2.5~3.5	41	11627
100/80-19M/C	57H	Battlax Adventurecross Scrambler AX41S	BOTH	25.2	5.2	9	(2.5) 2.15~2.75	41	11621
120/70R19M/C	60H	Battlax Adventurecross Scrambler AX41S	TL	25.7	4.8	5	(3.5) 3.5~3.75	42	11466
REAR									
180/80-14M/C	78P	Battlax Adventurecross Scrambler AX41S	TL	25.6	7.4	9	(4.5) 4.0~5.0	33	11631
160/60R15M/C	67H	Battlax Adventurecross Scrambler AX41S	TL	22.6	6.4	8	(4.5) 4.5~5	42	11470
130/80-17M/C	65H	Battlax Adventurecross Scrambler AX41S	BOTH	26.3	5.2	7	(3.0) 2.5~3.5	33	11650
160/60R17M/C	69H	Battlax Adventurecross Scrambler AX41S	BOTH	24.6	6.2	8	(4.5) 4.25~5	42	11467
170/60R17M/C	72H	Battlax Adventurecross Scrambler AX41S	TL	25.1	6.5	8	(4.5) 4~5.5	42	11468
180/55R17M/C	73H	Battlax Adventurecross Scrambler AX41S	BOTH	24.8	7.2	8	(5.5) 5.5~6	42	11469



VINTAGE AND CUSTOM

BATLAX ADVENTURECROSS
SCRAMBLER **AX410**



SCOOTER

POSITIONING

1000cc

| 600cc

| 400cc

| 250cc

| 125cc

| 50cc

SCOOTER [

BATLAX
SCOOTER
SC2

BATLAX
SCOOTER
SC2
e-REIN

BATLAX
SC

SCOOTER

BATTLAX SC

Sport-inspired design for the urban rider and commuter with small to medium displacement (<=400cc) scooters. Zip around your city with confidence in both wet and dry conditions.

Key Benefits:

- Sporty handling and stability from V-shape tread pattern
- Designed to reduce noise from optimized main tread groove angle
- Wet weather grip from wider grooves
- Reduces irregular wear and shimmy via optimized tread rigidity



SIZE/AVAILABILITY CHART

Tire Size	Load Speed	Tire Construction & Pattern	Tube (TL / TT / BOTH)	Overall Diameter	Tread Width	OTD 32nds	(Measuring Rim) Approved Rim	Max P.S.I.	Article Number
FRONT									
120/70-12M/C	51S	BATTLAX SC	TL	18.7	4.8	6	3.5	38	5268
110/90-12M/C	64L	BATTLAX SC	TL	19.9	4.3	6	2.5	36	5472
110/70-12M/C	47L	BATTLAX SC	TL	18.2	4.3	7	3	33	7376
110/90-13M/C	56L	BATTLAX SC	TL	20.9	4.3	6	2.5	33	5267
120/70-13M/C	53P	BATTLAX SC	TL	19.6	4.8	7	3.5	33	5269
90/90-14M/C	46P	BATTLAX SC	TL	20.47	3.54	5.2	2.15	33	5275
120/80-14M/C	58S	BATTLAX SC	TL	21.6	4.6	6	2.75	36	5272
120/70-15M/C	56S	BATTLAX SC	TL	21.7	4.8	7	3.5	38	5270
100/80-16M/C	50P	BATTLAX SC	TL	22.3	3.9	6	2.5	33	5265
REAR									
120/90-10M/C	66J	BATTLAX SC	TL	18.6	4.8	8	2.75	36	5473
130/70-12M/C	62P	BATTLAX SC	TL	19.3	5.0	8	3.5	41	5474
130/70-12M/C	56L	BATTLAX SC	TL	19.2	5.0	8	3.5	33	7377
130/70-13M/C	57P	BATTLAX SC	TL	20.3	5.0	8	3.5	33	5261
150/70-13M/C	64S	BATTLAX SC	TL	21.4	5.7	10	4	36	5263
140/70-13M/C	61P	BATTLAX SC	TL	20.7	5.7	9	4	33	12168
90/90-14M/C	46P	BATTLAX SC	TL	20.6	3.5	8	2.15	33	5264
140/70-14M/C	68S	BATTLAX SC	TL	21.8	5.5	9	4	45	12169
100/90-14M/C	51P	BATTLAX SC	TL	21.1	3.9	7	2.5	33	12172
100/90-14M/C	57P	BATTLAX SC	TL	21.1	3.9	7	2.5	41	12173
120/80-16M/C	60P	BATTLAX SC	TL	23.6	4.7	8	2.75	33	5260

SCOOTER

BATTLAX SCOOTER SC2

Experience the full potential of your maxi-scooter with the hypersport-inspired Battlax SC2. Whether blasting through the morning commute or discovering your new favorite backroad, the SC2 has you covered.

Key Benefits:

- Enhanced precision feeling and handling because of MSB construction*
- Confidence inspiring grip because of 3LC rear construction
- Enhanced dry cornering grip due to increased block rigidity and featuring same tread pattern as BATTLAX Hypersport S21*
- Optimized groove angle designed to improve deformation and roll characteristics*

*Comparison based on BATTLAX Scooter SC2 vs. BATTLAX SC from internal testing. Results may vary depending on proper tire and vehicle maintenance, road conditions, and driving habits.



*: Rear (160/60R15 M/C)
 **: Rear tire only

SIZE/AVAILABILITY CHART

Tire Size	Load Speed	Tire Construction & Pattern	Tube (TT / TL / BOTH)	Overall Diameter	Tread Width	OTD 32nds	(Measuring Rim) Approved Rim	Max P.S.I.	Article Number
FRONT									
120/70R14M/C	55H	BATTLAX SCOOTER SC2	TL	20.8	4.7	5	3.5	41	8783
120/70R15M/C	56H	BATTLAX SCOOTER SC2	TL	21.7	4.7	5	3.5	41	8784
REAR									
160/60R14M/C	65H	BATTLAX SCOOTER SC2	TL	21.6	6.3	8	4.5	41	8927
160/60R15M/C	67H	BATTLAX SCOOTER SC2	TL	22.6	6.4	8	4.5	41	8785

BATTLAX SCOOTER SC2 Rain

For the maxi-scooter ride who doesn't let a little rain slow them down. Ride confidently and in style on this versatile tread pattern that is derived from the Battlax Sport Touring T31.

Key Benefits:

- Enhanced precision feeling and handling because of MSB construction*
- Confidence inspiring grip because of 3LC rear construction
- Enhanced grip in wet and cold conditions due to high silica compound*
- Features groove ratio and tread pattern found in BATTLAX Sport Touring T31. Designed to improve water drainage
- Optimized groove angle designed to improve deformation and roll characteristics*

*Comparison based on BATTLAX Scooter SC2 vs. BATTLAX SC from internal testing. Results may vary depending on proper tire and vehicle maintenance, road conditions, and driving habits.



*1: Rear (160/60R15 M/C)
 *2: Rear tire only

SIZE/AVAILABILITY CHART

Tire Size	Load Speed	Tire Construction & Pattern	Tube (TT / TL / BOTH)	Overall Diameter	Tread Width	OTD 32nds	(Measuring Rim) Approved Rim	Max P.S.I.	Article Number
FRONT									
120/70R15M/C	56H	BATTLAX SCOOTER SC2 RAIN	TL	21.7	4.7	5	3.5	41	8924
REAR									
160/60R14M/C	65H	BATTLAX SCOOTER SC2 RAIN	TL	21.6	6.3	8	4.5	41	8928
160/60R15M/C	67H	BATTLAX SCOOTER SC2 RAIN	TL	22.6	6.4	8	4.5	41	8929



SCOOTER



ADVENTURE / DUAL SPORT

BATTLAX ADVENTURE TRAIL **AT41**

POSITIONING

1000cc | 600cc | 400cc | 250cc | 125cc | 50cc

ADVENTURE /
DUAL SPORT

BATTLAX ADVENTURE **A41** | **BATTLAX** TRAIL **AT41** | **BATTLAX** ADVENTURE CROSS **AX41** | **TRAIL WING**

ADVENTURE/DUAL SPORT

BATTLAX ADVENTURE A41

- Bridgestone's third generation Adventure Touring tire delivers confidence inspiring performance and excellent life for a wide variety of bikes.
- Both front and rear feature 3LC™ (Dual Compound) with updated compounds to provide grip when it's needed without sacrificing mileage.
- 90% on-road/10% off-road tire that gives you confidence, which inspires touring performance even when the pavement ends.
- Best ever wet performance from our Adventure Touring tires.
- Tread patterns with deco groove enhances wet weather performance and offers improved agility and line-holding with an aggressive look.
- Both front and rear now use Mono-Spiral Belt construction to improve stability in all conditions.



A41 FRONT

A41 REAR



SIZE/AVAILABILITY CHART

Tire Size	Load Speed	Tire Construction & Pattern	Tube (TL / TT / BOTH)	Overall Diameter	Tread Width	OTD 32nds	(Measuring Rim) Approved Rim	Max P.S.I.	Article Number
FRONT									
120/70ZR17M/C	58W	Battlax Adventure A41F	TL	23.6	4.8	6	(3.5) 3.5~3.75	42	8843
110/80R18M/C	58H	Battlax Adventure A41F	TL	25	4.3	5	(2.5) 2.5~3	42	8782
100/90V19M/C	57V	Battlax Adventure A41F	BOTH	26.1	4	6	(2.5) 2.15~2.75	42	8845
110/80R19M/C	54V	Battlax Adventure A41F	TL	25.9	4.3	5	(2.5) 2.5~3	42	8619
120/70R19M/C	60V	Battlax Adventure A41F	TL	25.6	4.7	5	(3.5) 3.5~3.75	41	8842
120/70R19M/C	60V	Battlax Adventure A41F	TL	25.55	4.7	6	(3.5) 3.5~3.75	41	13642
120/70ZR19M/C	60W	Battlax Adventure A41F	TL	25.6	4.7	5	(3.5) 3.5~3.75	41	8844
90/90V21M/C	54V	Battlax Adventure A41F	BOTH	27.4	3.5	6	(2.15) 1.85~2.5	41	8711
REAR									
130/80R17M/C	65H	Battlax Adventure A41R	BOTH	25.2	5.1	11	(3) 3~3.5	41	8704
140/80R17M/C	69V	Battlax Adventure A41R	BOTH	25.9	5.7	11	(3.5) 3~3.75	41	8706
150/70R17M/C	69V	Battlax Adventure A41R	BOTH	25.2	5.9	11	(4.25) 4~4.5	42	8621
160/60ZR17M/C	69W	Battlax Adventure A41R	TL	24.6	6.2	8	(4.5) 4.25~5.5	42	8622
170/60R17M/C	72V	Battlax Adventure A41R	TL	25.1	6.6	11	(4.5) 4.5~5.5	41	9033
170/60ZR17M/C	72W	Battlax Adventure A41R	TL	25.1	6.6	8	(4.5) 4.5~5.5	41	8849
180/55ZR17M/C	73W	Battlax Adventure A41R	TL	24.8	7.1	8	(5.5) 5.5~6	42	8623
190/55ZR17M/C	75W	Battlax Adventure A41R	TL	25.2	7.5	8	(6) 5.5~6	42	8624
150/70ZR18M/C	70W	Battlax Adventure A41R	TL	26.3	6	8	(4.25) 4~4.5	41	8707

*All comparisons made to Bridgestone A40 Adventure Touring tire.

ADVENTURE/DUAL SPORT

BATTLAX ADVENTURE TRAIL AT41

An 80% on-road / 20% off-road ADV tire for riders who want a more aggressive tread design while maintaining great touring performance, enhanced wet traction on pavement, and light off-road capability.* The AT41 is positioned nicely between the on-road oriented Battlax Adventure A41 and the off-road oriented Battlax Adventurecross AX41.

Key Benefits:

- Improved wet traction, braking, and water drainage due to optimized groove design*
- 3LC + Cap & Base technology (rear only) promotes excellent wet & dry traction
- Compound for front tire promotes longer wear life and increases wet traction*
- MS Belt™ technology and block pattern promotes stability
- M+S designation



AT41 FRONT AT41 REAR

* Comparison based on Battlax Adventure Trail AT41 versus Battlax Adventure A41 in internal testing. Results may vary depending upon proper tire and vehicle maintenance, surface conditions, and riding habits.



SIZE/AVAILABILITY CHART

Tire Size	Load Speed	Tire Construction & Pattern	Tube (TT / TL / BOTH)	Overall Diameter	Tread Width	OTD 32nds	(Measuring Rim) Approved Rim	Max P.S.I.	Article Number
FRONT									
100/90-19M/C	57V	BATTLAX ADVENTURE TRAIL AT41F	BOTH	26.14	4.02	6	[2.5] 2.15~2.75	41	13843
110/80R19M/C	59V	BATTLAX ADVENTURE TRAIL AT41F	TL	26.06	4.29	5	[2.5] 2.5~3	41	13844
120/70R19M/C	60V	BATTLAX ADVENTURE TRAIL AT41F	TL	25.71	4.76	5	[3.5] 3.5~3.75	41	13725
90/90-21M/C	54V	BATTLAX ADVENTURE TRAIL AT41F	BOTH	27.48	3.54	5	[2.15] 1.85~2.5	41	13723
REAR									
130/80R17M/C	65H	BATTLAX ADVENTURE TRAIL AT41R	BOTH	25.16	5.08	9	[3] 3~3.5	41	13846
140/80R17M/C	69V	BATTLAX ADVENTURE TRAIL AT41R	BOTH	25.91	5.67	9	[3.5] 3~3.75	41	13742
150/70R17M/C	69V	BATTLAX ADVENTURE TRAIL AT41R	BOTH	25.24	6.06	9	[4.25] 4~4.5	41	13845
170/60R17M/C	72V	BATTLAX ADVENTURE TRAIL AT41R	TL	25.08	6.61	9	[4.5] 4.25~5.5	41	13724
150/70R18M/C	70V	BATTLAX ADVENTURE TRAIL AT41R	BOTH	26.22	5.98	9	[4.25] 4~4.5	41	13726

ADVENTURE/DUAL SPORT

BATTLAX ADVENTURECROSS AX41

Designed specifically with the Adventure enthusiast in mind. This 40% on-road / 60% off-road Adventure tire is the perfect compliment to your modern Adventure motorcycle, and provides enhanced performance both on and off-road.

- The BATTLAX ADVENTURECROSS AX41 offers improved off-road traction from an aggressive pattern design, compound, and high cross sectional area*
- The compound, pattern design, and block wall angle optimization have improved the durability of the AX41*
- The blocks feature Even-Wear™ Design, and have improved the performance on road by reducing block deformation due to step wear.*

* Versus the Bridgestone A41, and the Bridgestone T301/T302



FRONT REAR

40% On-Road / 60% Off-Road



SIZE/AVAILABILITY CHART

Tire Size	Load Speed	Tire Construction & Pattern	Tube (TT / TL / BOTH)	Overall Diameter	Tread Width	OTD 32nds	(Measuring Rim) Approved Rim	Max P.S.I.	Article Number
FRONT									
100/90-18M/C	56P	Battlax Adventurecross AX41	BOTH	25.1	4.0	10	(2.5) 2.15~2.75	33	11673
90/100-19M/C	55P	Battlax Adventurecross AX41	BOTH	26.2	3.7	10	(2.15) 1.85~2.5	33	11636
100/90-19M/C	57Q	Battlax Adventurecross AX41	BOTH	26.3	4	10	(2.5) 2.15~2.75	35	11454
110/80B19M/C	59Q	Battlax Adventurecross AX41	BOTH	26.1	4.3	10	(2.5) 2.15~3	35	11455
120/70B19M/C	60Q	Battlax Adventurecross AX41	TL	25.9	4.7	10	(3.5) 3.5~3.75	35	11456
2.75-21M/C	45P	Battlax Adventurecross AX41	TL	27.2	3.1	10	(1.8) 1.4~1.8	33	11619
3.00-21M/C	51P	Battlax Adventurecross AX41	TL	27.6	3.4	10	1.6	33	12745
80/100-21M/C	51P	Battlax Adventurecross AX41	TL	27.6	3.1	10	(1.85) 1.60~2.15	33	11634
90/90-21M/C	54Q	Battlax Adventurecross AX41	BOTH	27.6	3.5	10	(2.15) 1.85~2.5	35	11457
REAR									
120/90-16M/C	63P	Battlax Adventurecross AX41	BOTH	24.4	5.0	12	(2.75) 2.5~3.0	33	11671
4.60-17M/C	62P	Battlax Adventurecross AX41	TL	24.92	4.7	14	2.15	33	12746
120/90-17M/C	64P	Battlax Adventurecross AX41	BOTH	25.4	4.8	12	(2.75) 2.5~3.5	33	11675
130/80-17M/C	65P	Battlax Adventurecross AX41	BOTH	25.5	5.1	12	(3.0) 2.5~3.5	33	11662
130/80B17M/C	65Q	Battlax Adventurecross AX41	BOTH	25.3	5.0	12	(3) 2.5~3.5	35	11463
140/80B17M/C	69Q	Battlax Adventurecross AX41	BOTH	26.1	5.6	12	(3.5) 2.75~3.75	35	11458
150/70B17M/C	69Q	Battlax Adventurecross AX41	BOTH	25.6	5.9	12	(4.25) 3.5~4.5	35	11460
170/60B17M/C	72Q	Battlax Adventurecross AX41	TL	25.4	6.6	12	(4.5) 4~5.5	35	11461
4.10-18M/C	59P	Battlax Adventurecross AX41	BOTH	25.3	4.2	12	(2.5) 1.85~2.5	33	11639
120/80-18M/C	62P	Battlax Adventurecross AX41	BOTH	25.6	4.8	12	(2.75) 2.5~3.0	33	11644
120/90-18M/C	65P	Battlax Adventurecross AX41	BOTH	26.5	4.8	12	(2.75)2.5~3.0	33	11645
130/80-18M/C	66P	Battlax Adventurecross AX41	BOTH	26.5	5.4	12	(3.0) 2.5~3.5	33	11641
150/70B18M/C	70Q	Battlax Adventurecross AX41	BOTH	26.6	5.98	12	(4.25) 3.5~4.5	35	11462
4.60-18M/C	63P	Battlax Adventurecross AX41	TL	25.91	4.6	15	2.15	33	12747
4.00-18M/C	64P	Battlax Adventurecross AX41	BOTH	27.0	4.2	13	(2.5) 2.15~3.0	33	11648

* Versus the Bridgestone A41, and the Bridgestone T301/T302

TRAIL WING REPLACEMENTS

- TW 301/302 combination is 50% on / 50% off-road.
- TW302 features Dual Compound technology.
- For more trail wing options, visit BridgestoneMotorcycleTires.com.



TW301



TW302

Tire Size	Load Speed	Tire Construction & Pattern	Tube (TT / TL / BOTH)	Overall Diameter	Tread Width	OTD 32nds	(Measuring Rim) Approved Rim	Max P.S.I.	Article Number
FRONT									
3.00-21M/C	51S	TW301F BW	TT	27.6	3.4	10	1.6	37	39764
REAR									
4.60-17M/C	62P	TW302R BW	TT	24.9	4.7	14	2.15	33	55964
4.60-18M/C	63P	TW302R BW	TT	25.9	4.6	15	2.15	33	38555



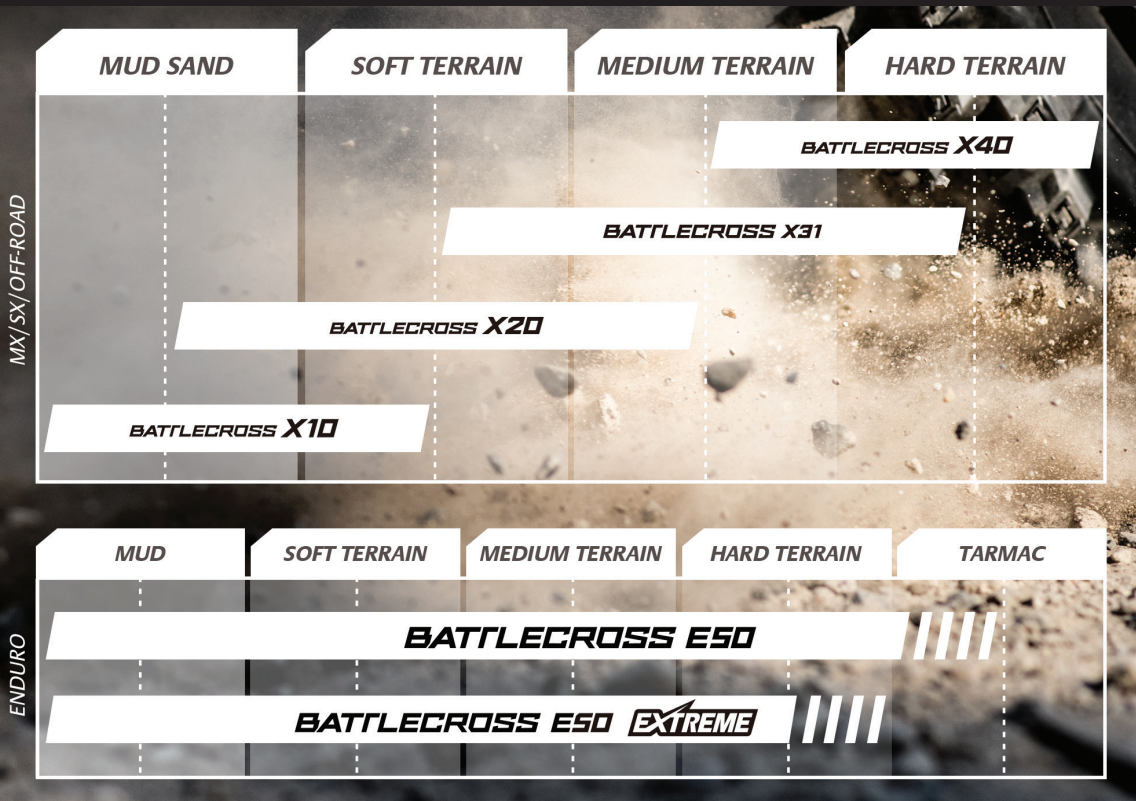
ADVENTURE / DUAL SPORT



ADVENTURE / DUAL SPORT

BATTLEAX ADVENTURE **A41**

BATTLECROSS LINEUP



OFF-ROAD/ENDURO

POSITIONING



MOTOCROSS TIRES IN ON D.O.T.I

BATTLECROSS X10 Mud/Sand Terrain

- Battlecross X10 operates more effectively over a wider terrain range for greater flexibility in varying track conditions.
- Innovative tread patterns developed specifically for deep bottomless sand and mud, maintains control and traction in adverse conditions.
- Front spiked tread pattern cuts a clean path and helps maintain control.
- Rear tread pattern with optimized block rigidity provides excellent traction in mud and sand and helps control sideslip.
- **Compares to:** Dunlop MX11, Michelin StarCross 5 Sand, Pirelli Scorpion MX Soft 410.



X10 FRONT X10 REAR

Tire Size	Load Speed	Tire Construction & Pattern	Tube (TT / TL / BOTH)	Overall Diameter	Tread Width	OTD 32nds	(Measuring Rim) Approved Rim	Recommended P.S.I.	Article Number
FRONT									
80/100-21M/C	51M	X10F BW	TT	27.8	3.8	18	1.60	10-15	7209
REAR									
90/100-16M/C	51M	X10R BW	TT	23.9	4.3	17	(2.15) 1.85-2.5	10-15	15930
100/90-19M/C	57M	X10R BW	TT	26.6	4.8	21	1.85	10-15	7210
110/90-19M/C	62M	X10R BW	TT	27.3	5.4	22	2.15	10-15	7211

BATTLECROSS X20 Soft/Intermediate Terrain

- Available in most big bike sizes.
- Tread pattern and block design front and rear provides higher cornering grip and greater traction on soft terrain.
- Convex "Castle Block" rear offers enhanced traction on a wider range of terrain conditions.
- Improved grip in all conditions.
- **Compares to:** Dunlop MX3S, Michelin MS3 and S12, Pirelli Scorpion MX32.



X20 FRONT X20 REAR

Tire Size	Load Speed	Tire Construction & Pattern	Tube (TT / TL / BOTH)	Overall Diameter	Tread Width	OTD 32nds	(Measuring Rim) Approved Rim	Recommended P.S.I.	Article Number
FRONT									
70/100-19M/C	42M	X20F BW	TT	24.88	3.27	12.67	(1.60) 1.60~1.85	10-15	11660
80/100-21M/C	51M	X20F BW	TT	27.8	3.8	16	1.60	10-15	4593
90/100-21M/C	57M	X20F BW	TT	28.1	3.9	16	1.60	10-15	7202
REAR									
90/100-16M/C	51M	X20R BW	TT	23.78	4.29	17.17	(2.15) 2.15~2.50	10-15	11664
110/100-18M/C	64M	X20R BW	TT	26.9	5.1	21	2.15	10-15	4594
100/90-19M/C	57M	X20R BW	TT	26.8	4.8	21	1.85	10-15	4595
110/90-19M/C	62M	X20R BW	TT	27.2	5.3	21	2.15	10-15	4596
120/80-19M/C	63M	X20R BW	TT	27.4	5.3	21	2.15	10-15	7203

MOTOCROSS TIRES IN ON D.O.T.I

BATTLECROSS X31 Intermediate Terrain

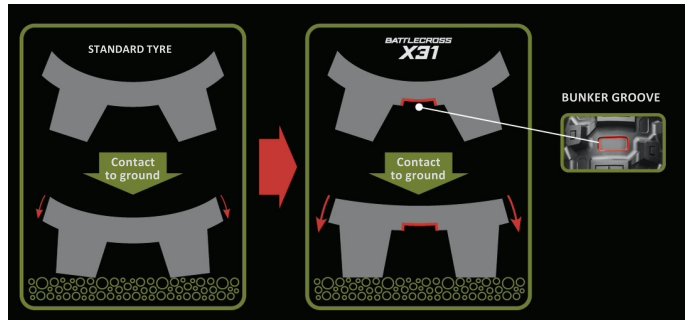
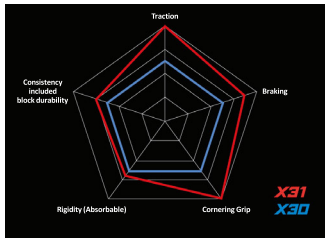
The newest member of the BATTLECROSS X series is here! The BATTLECROSS X31 is for a broader range of intermediate terrain in big bike sizes.* Starting where the X30 left off, the X31 is enhanced with Bunker Groove™ technology which results in greater traction in both harder and softer terrains.* Bunker Groove™ works by improving casing flex which enhances traction in harder terrain and adds biting edges for traction in softer conditions.* Cooling Fins™ keep the feel consistent throughout your moto.



Key Benefits:

- True intermediate tire with improved traction in a broader range of terrain*
- Rear tire **Cooling Fins™** promote consistent traction and feel under continuous use (such as during a moto) by dispersing heat and minimizing inflation pressure gain.
- **Bunker Groove™** technology – Two great benefits!
- Increased casing flex in tread area improves lug contact for greater traction in harder terrain while helping to maintain sidewall stability.*
- Provides additional biting edges when lugs are fully embedded in soft terrain.*
- Symmetric front tire design enhanced with **Castle Block™** promotes braking stability while increasing biting edges and contact pressure on soft and slippery surfaces.*
- Asymmetric rear tire tread design featuring Castle Block™ enhances cornering traction by increasing lateral biting edges.*

*Comparison based on Battlecross X31 versus Battlecross X30 in internal testing. Results may vary depending upon proper tire and vehicle maintenance, surface conditions, and riding habits.



Tire Size	Load Speed	Tire Construction & Pattern	Tube (TT / TL / BOTH)	Overall Diameter	Tread Width	OTD 32nds	(Measuring Rim) Approved Rim	Recommended P.S.I.	Article Number
FRONT									
80/100-21M/C	51M	X31F BW	TT	27.95	3.74	14	1.6	10-15	13847
90/100-21M/C	57M	X31F BW	TT	28.11	3.90	14	1.6	10-15	13848
REAR									
110/100-18M/C	64M	X31R BW	TT	26.89	5.2	20	2.15	10-15	13851
100/90-19M/C	57M	X31R BW	TT	26.85	4.8	19	1.85	10-15	13852
110/90-19M/C	62M	X31R BW	TT	27.28	5.24	20	2.15	10-15	13849
120/80-19M/C	63M	X31R BW	TT	27.52	5.35	20	2.15	10-15	13850

OFF-ROAD/ENDURO

MOTOCROSS TIRES INON D.O.T.I

BATTLECROSS X40 Intermediate/Hard Terrain

- Available in most big bike sizes.
- Front tire features Asymmetric Tread Pattern which optimizes block placement to achieve stable grip under braking and cornering.
- Rear tire features Cooling Fins for better heat dispersion which offer more consistent performance.
- Convex "Castle Block" (rear) offers enhanced traction under acceleration and braking.
- Improved grip in all conditions.
- **Compares to:** Dunlop MX52, Michelin MH3, Pirelli Scorpion MX486/MX554/SX.



X40 FRONT X40 REAR

Tire Size	Load Speed	Tire Construction & Pattern	Tube (TT / TL / BOTH)	Overall Diameter	Tread Width	OTD 32nds	(Measuring Rim) Approved Rim	Recommended P.S.I.	Article Number
FRONT									
80/100-21M/C	51M	X40F BW	TT	27.8	3.8	14	1.60	10-15	3091
90/100-21M/C	57M	X40F BW	TT	28.2	3.8	14	1.60	10-15	7204
REAR									
110/100-18M/C	64M	X40R BW	TT	26.8	5.2	20	2.15	10-15	3093
100/90-19M/C	57M	X40R BW	TT	26.8	4.8	18	1.85	10-15	3097
110/90-19M/C	62M	X40R BW	TT	27.3	5.2	20	2.15	10-15	3099
120/80-19M/C	63M	X40R BW	TT	27.4	5.3	20	2.15	10-15	7205

M59: Soft/Intermediate Terrain Front The Living Legend! Off-Road front tire for varied intermediate terrain

Tire Size	Load Speed	Tire Construction & Pattern	Tube (TT / TL / BOTH)	Overall Diameter	Tread Width	OTD 32nds	(Measuring Rim) Approved Rim	Recommended P.S.I.	Article Number
M59 FRONT - CROSS COUNTRY-SOFT TERRAIN									
80/100-21M/C	51M	M59 BW	TT	28.0	3.7	15	1.60	10-15	65846



M59 FRONT



OFF-ROAD/ENDURO

BATTLECROSS E50

The BATTLECROSS E50 is the most versatile off-road tire in the BATTLECROSS line-up. The E50 is built specifically with the hardcore Enduro rider in mind, where the rider must traverse multiple surfaces in one ride.

- Specifically designed for the hard core Enduro rider.
- The E50 tire is optimized for a broad spectrum of off-road riding.
- Improved off-road traction due to tread pattern, Castle Block™ Technology, increased block rigidity, and the additional biting edges of our bunker technology*.
- Improved cornering grip from the front and rear tread pattern, Castle Block™ Technology, and increased block rigidity*.
- The E50 is easier to mount because we optimized the sidewall rigidity and the profile to improve rim fitting at the track or on the trail*.
- DOT approved.



FRONT

Castle Block (Convex Block)

Convex blocks that maximize the edge effect of the block in the center area in order to help ensure traction on not only the intermediate road terrain but also the hard terrain.

* Versus the Bridgestone ED663/ED668, and ED03/ED04



REAR

Bunker (Dent in Tread Part)

Even when the block part is buried in the road surface, it produces traction at the edge part of the bunker wall.

SIZE/AVAILABILITY CHART

Tire Size	Load Speed	Tire Construction & Pattern	Tube (TT / TL / BOTH)	Overall Diameter	Tread Width	OTD 32nds	(Measuring Rim) Approved Rim	Max P.S.I.	Article Number
FRONT									
90/90-21M/C	54P	Battlecross E50F BW	TT	27.9	3.7	15	(2.15) 1.85~2.5	33	11451
REAR									
120/90-18M/C	65P	Battlecross E50R BW	TT	26.7	5	16	(2.75) 2.5~3	33	11452
140/80-18M/C	70P	Battlecross E50R BW	TT	27.1	5.5	16	(3.5) 2.75~3.75	33	11453

OFF-ROAD/ENDURO

BATTLECROSS E50 EXTREME

The E50 Extreme is built to compete in the most extreme enduro races. Challenge the toughest terrain with confidence due to a soft compound especially developed for superior grip.

Key Benefits:


- Extra soft compound provides increased grip
- Advanced block positioning and castle block technology to maximize traction
- Grip improvements on all Extreme Enduro terrain*
- 1 size, 140/80-18 rear
- Non-DOT

*Compared to E50



REAR

TECHNICAL FEATURES



REAR



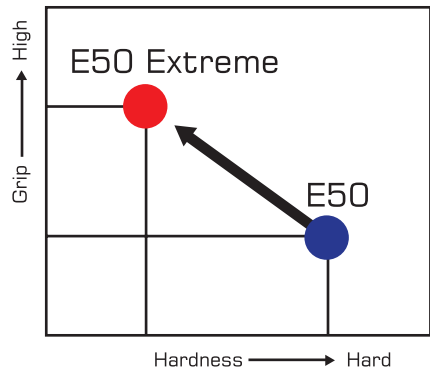
Castle Block (Convex Block)

Adopt convex blocks that maximize the edge effect of the block in the center area in order to ensure a strong traction

Bunker (Dent in Tread Part)

Even when the block part is buried in the road surface, it produces traction at the edge part of the bunker wall.

Compound for E50 Extreme



A softer compound demonstrates excellent grip and powerful traction

SIZE/AVAILABILITY CHART

Tire Size	Load Speed	Tire Construction & Pattern	Tube (TT / TL BOTH)	Overall Diameter	Tread Width	OTD 32nds	(Measuring Rim) Approved Rim	Max P.S.I.	Article Number
REAR									
140/80-18	70M	BATTLECROSS E50 EXTREME	TT	27.1	5.5	16	(3.5) 2.75-3.75	33	11676

* Versus the Bridgestone ED663/ED668, and ED03/ED04

MOTOCROSS TIRES IN ON D.O.T.I SMALL/MINI SIZES

M203/M204: Soft/Intermediate Terrain

- M203 (front) has tire design technology working in a broad range of soft & intermediate terrain applications.
- M203 (front) provides strong grip with directional pattern rotation to enhance stability and increase braking power.
- M204 (rear) offers a race proven tread pattern designed with extra wide block spacing for great drive performance and slide control on firm base soil.
- M204 (rear) has tall tread blocks with shoulder steps and increased base angle radius for reliable stability and durability in a broad range of abusive soil conditions.



M203 FRONT M204 REAR

Tire Size	Load Speed	Tire Construction & Pattern	Tube (TT / TL / BOTH)	Overall Diameter	Tread Width	OTD 32nds	(Measuring Rim) Approved Rim	Recommended P.S.I.	Article Number
FRONT									
60/100-14M/C	30M	M203 BW	TT	19.3	3.0	11	1.40	10-15	119655
70/100-17M/C	40M	M203 BW	TT	23.1	3.3	13	1.40	10-15	119672
70/100-19M/C	42M	M203 BW	TT	25.0	3.3	13	1.40	10-15	119689
REAR									
80/100-12M/C	41M	M204 BW	TT	18.2	3.6	15	1.60	10-15	219662
90/100-14M/C	49M	M204 BW	TT	21.7	4.3	17	1.60	10-15	119740
90/100-16M/C	52M	M204 BW	TT	23.7	4.3	17	1.85	10-15	119757

M403/M404: Intermediate Terrain

- Bridgestone's broadest range motocross & off-road tires.
- Race-proven Tread Design Patterns & Rubber Compounds.
- Fine-Tuned Casing Constructions.
- Derived from top Factory SX/MX and Off-Road Racing Technologies.
- Good durability & covers a wide range of soils.
- M403 (front) provides Cornering Control & Feedback even at full lean angles.
- M404 (rear) offers Traction & Slide Control for strong acceleration out of corners.
- **Compares to:** Dunlop MX3S, Michelin MS3/MH3, Pirelli Scorpion MX32/MX554.



M403 FRONT M404 REAR

Tire Size	Load Speed	Tire Construction & Pattern	Tube (TT / TL / BOTH)	Overall Diameter	Tread Width	OTD 32nds	(Measuring Rim) Approved Rim	Recommended P.S.I.	Article Number
FRONT									
60/100-12M/C	33M	M403 BW	TT	17.1	3.1	9	(1.40) 1.20~1.60	10-15	214640
60/100-14M/C	30M	M403 BW	TT	19.3	3.0	11	1.40	10-15	107806
70/100-17M/C	40M	M403 BW	TT	23.1	3.3	13	1.40	10-15	107823
REAR									
70/100-10M/C	38M	M404 BW	TT	15.9	3.3	13	(1.60) 1.40~1.60	10-15	214657
80/100-12M/C	41M	M404 BW	TT	18.2	3.6	15	1.60	10-15	214674
90/100-14M/C	49M	M404 BW	TT	21.5	4.2	17	1.60	10-15	107874

MOTOCROSS TIRES IN ON D.O.T. SMALL/MINI SIZES

M40: 50cc Mini-Sizes

- Impressive grip and handling.
- Available in both 2.50-10 & 2.75-10 sizing.



M40 FRONT & REAR

Tire Size	Load Speed	Tire Construction & Pattern	Tube (TT / TL / BOTH)	Overall Diameter	Tread Width	OTD 32nds	(Measuring Rim) Approved Rim	Recommended P.S.I.	Article Number
FRONT & REAR									
2.50-10M/C	33J	M40 BW	TT	15.4	2.8	10	1.50	10-15	65781
2.75-10M/C	38J	M40 BW	TT	15.5	3.0	11	1.50	10-15	85677

M23/M22: Hard Terrain

- Innovative tread pattern, specifically designed for hard packed surfaces.
- Overall solid grip, stability, and handling.
- Great tire for “blue groove” conditions.



M23 FRONT M22 REAR

Tire Size	Load Speed	Tire Construction & Pattern	Tube (TT / TL / BOTH)	Overall Diameter	Tread Width	OTD 32nds	(Measuring Rim) Approved Rim	Recommended P.S.I.	Article Number
FRONT									
70/100-17M/C	40M	M23 BW	TT	22.8	3.1	11	1.40	10-15	144207
2.50-19M/C	N/A	M23 BW	TT	24.7	3.0	9	1.40	10-15	144193
REAR									
90/100-14M/C	49M	M22 BW	TT	21.4	4.3	15	1.60	10-15	144150
3.00-16M/C	N/A	M22 BW	TT	23.0	3.7	14	1.60	10-15	144096

BATTLECROSS X30 Intermediate Terrain

- Available in most big bike sizes.
- Front tire features Asymmetric Block Pattern which optimizes block placement to achieve stable grip under braking and cornering.
- Rear tire features Cooling Fins for better heat dispersion which offer more consistent performance.
- Convex “Castle Block” (rear) offers enhanced traction under acceleration and braking.
- Improved grip in all conditions. Crosses well between soft, intermediate and hard terrain.
- **Compares to:** Dunlop MX3S, Michelin StarCross 5 Medium, Pirelli Scorpion MX32/MX554.



X30 FRONT X30 REAR

Tire Size	Load Speed	Tire Construction & Pattern	Tube (TT / TL / BOTH)	Overall Diameter	Tread Width	OTD 32nds	(Measuring Rim) Approved Rim	Recommended P.S.I.	Article Number
FRONT									
70/100-19M/C	42M	X30F BW	TT	25.0	3.3	13	1.40	10-15	7206
REAR									
90/100-16M/C	52M	X30R BW	TT	23.7	4.3	13	1.85	10-15	7207
100/100-18M/C	59M	X30R BW	TT	26.3	4.8	20	1.85	10-15	7208

BATTLECROSS



TUBES

MOTOCROSS TUBES (NON D.O.T.)

Motocross/Off Road Tubes

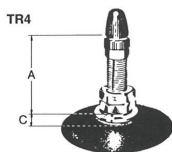
- Heavy duty, puncture resistant 3mm natural rubber.
- Ultra-heavy duty is an industry leader—4mm of natural rubber.
- Standard tube available in all mini-sizes.

Tire Size	Valve		Article Number
MINI BIKE MOTOCROSS TUBES			
250/70/100-10M/C	TR-4	STD	556454
60/100-12M/C	TR-4	STD	556437
275-80/100-12M/C	TR-4	STD	549614
60/100-14M/C	TR-4	STD	549606
90/100-14M/C	TR-4	STD	548170
90/100-16M/C	TR-4	STD	548189
70/100-17M/C	TR-4	STD	548200
70/100-19M/C	TR-4	STD	548162
MOTOCROSS HEAVY DUTY			
100/100-18M/C	TR-4	MX-H	543462
110/100-18M/C	TR-4	MX-H	543489
100/90-19M/C	TR-4	MX-H	543470
110/90-19M/C	TR-4	MX-H	543497
80/100-21M/C	TR-4	MX-H	543500
MOTOCROSS ULTRA HEAVY DUTY			
100/100-18M/C	TR-4	MX-UH	549681
110/100-18M/C	TR-4	MX-UH	549703
100/90-19M/C	TR-4	MX-UH	549711
110/90-19M/C	TR-4	MX-UH	549738
80/100-21M/C	TR-4	MX-UH	549673

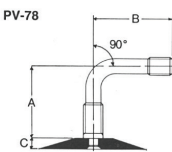
STREET TUBES

- Original Equipment sizes.
- TR4 and PV-78 valve types.

Tube Type Rubber Base Valves



Valve No.	Dimensions (mm)		
	A	B	C
TR4	29.5		4.5
TR4S	29.5		4.5



Valve No.	Dimensions (mm)		
	A	B	C
PV-78	30	33	4.5

Tire Size	Tube Type	Additional Fitment Detail	Valve Type	Article Number
130/90-16 / 130/90B16M/C	TR-4		TR-4	548626
140/90 / 150/80-16M/C	TR-4		TR-4	7198
140/90 / 150/80-16M/C	PV-78		PV-78	548596
180/70-15 / 180/65B16M/C	PV-78		PV-78	3112
140/90-15M/C	TR-4		TR-4	548405
140/90-15M/C	PV-78	(also fits 150~160)	PV-78	548588
140B / 160/70-17M/C	TR-4		TR-4	7199
180/60B17M/C	TR-4		TR-4	7201
120/90 / 4.60-18M/C	TR-4		TR-4	543373
80/90-21M/C	TR-4		TR-4	7197
110/90A-R17M/C	Radial, TR-4	Radial (120/70R17)	TR-4	558477
150 / 160/70-17M/C	Radial, TR-4	Radial (160/60R17)	TR-4	549541
3.25A / 100/90A-19M/C	TR-4	Triumph Scrambler	TR-4	548618
120 / 130/80-17M/C	TR-4	Triumph Scrambler	TR-4	550957
2.75B / 3.50-21M/C	TR-4	Honda CRF230L	TR-4	543454
100/100B-18M/C	TR-4	Honda CRF230L	TR-4	555196
110/70R17M/C	Radial, TR-4	Yamaha WR250X	TR-4	558324
80/90-21M/C	TR-4	Kawasaki Vulcan VN800	TR-4	548103
110/90-19M/C	TR-4	Suzuki Intruder VS 1400	TR-4	548413
170/80-15M/C	PV-78	Suzuki Intruder VS 1400	PV-78	543578
110/100-18M/C	TR-4	Yamaha TW200	TR-4	548723
180/80-14M/C	TR-4	Yamaha TW200	TR-4	548715

MOTORCYCLE FITMENT GUIDE

MFG	Model	Year	O.E.		Recommended			
			Front Tire	Rear Tire	Front Size	Front Pattern	Rear Size	Rear Pattern
Original Equipment = BOLD								
APRILIA								
Aprilia	Caponord 1200	2013	120/70ZR17	180/55ZR17	120/70ZR17	Battlax T32 / Battlax Adventure A41	180/55ZR17	Battlax T32 / Battlax Adventure A41
Aprilia	Caponord 1200 Rally	2014	120/70R19	170/60R17	120/70R19	Battlax T32 / Battlax Adventure A41	170/60R17	Battlax T32 / Battlax Adventure A41
Aprilia	RST 1000 Futura	2004	120/70ZR17	180/55ZR17	120/70ZR17	Battlax T32 / Battlax Adventure A41	180/55ZR17	Battlax T32 / Battlax Adventure A41
Aprilia	RSV 4	2008	120/70ZR17	190/55ZR17	120/70ZR17	Battlax RS11 / S23 / T32	190/55ZR17	Battlax RS11 / S23 / T32
Aprilia	RSV 4	2012	120/70ZR17	190/55ZR17	120/70ZR17	Battlax RS11 / S23 / T32	190/55ZR17	Battlax RS11 / S23 / T32
Aprilia	RSV 4	2015	120/70ZR17	190/55ZR17	120/70ZR17	Battlax RS11 / S23 / T32	190/55ZR17	Battlax RS11 / S23 / T32
Aprilia	RSV 4 Factory	2019	120/70ZR17	190/55ZR17	120/70ZR17	Battlax RS11 / S23 / T32	190/55ZR17	Battlax RS11 / S23 / T32
Aprilia	RSV 4 RR	2016	120/70ZR17	200/55ZR17	120/70ZR17	Battlax RS11 / S23	200/55ZR17	Battlax RS11 / S23
Aprilia	RSV 4 RF	2016	120/70ZR17	200/55ZR17	120/70ZR17	Battlax RS11 / S23	200/55ZR17	Battlax RS11 / S23
Aprilia	Shiver 750 GT	2008	120/70ZR17	180/55ZR17	120/70ZR17	Battlax S23 / T32	180/55ZR17	Battlax S23 / T32
Aprilia	Shiver 750 GT	2013	120/70ZR17	180/55ZR17	120/70ZR17	Battlax S23 / T32	180/55ZR17	Battlax S23 / T32
Aprilia	TUONO 1000 R	2007	120/70ZR17	190/50ZR17	120/70ZR17	Battlax RS11 / S23 / T32	190/50ZR17	Battlax RS11 / S23 / T32
Aprilia	Tuono Fighter 1000	06-10	120/70ZR17	190/55ZR17	120/70ZR17	Battlax RS11 / S23 / T32	190/55ZR17	Battlax RS11 / S23 / T32
Aprilia	Tuono V4 1000 Factory	2011	120/70ZR17	190/55ZR17	120/70ZR17	Battlax RS11 / S23 / T32	190/55ZR17	Battlax RS11 / S23 / T32
Aprilia	Tuono V4 1000 Factory	2013	120/70ZR17	190/55ZR17	120/70ZR17	Battlax RS11 / S23 / T32	190/55ZR17	Battlax RS11 / S23 / T32
Aprilia	Tuono V4 1000 Factory	2015	120/70ZR17	190/55ZR17	120/70ZR17	Battlax RS11 / S23 / T32	190/55ZR17	Battlax RS11 / S23 / T32
Aprilia	Tuono V4 1000 Factory	2016	120/70ZR17	190/55ZR17	120/70ZR17	Battlax RS11 / S23 / T32	190/55ZR17	Battlax RS11 / S23 / T32
Aprilia	Tuono V4 1100 Factory	2016	120/70ZR17	200/55ZR17	120/70ZR17	Battlax RS11 / S23	200/55ZR17	Battlax RS11 / S23
Aprilia	Tuono V4 1100 RR	2015	120/70ZR17	190/55ZR17	120/70ZR17	Battlax RS11 / S23 / T32	190/55ZR17	Battlax RS11 / S23 / T32
Aprilia	Tuono V4 1100 RR	2016	120/70ZR17	190/55ZR17	120/70ZR17	Battlax RS11 / S23 / T32	190/55ZR17	Battlax RS11 / S23 / T32
BMW								
BMW	C 600 Sport	2011	120/70R15	160/60R15	120/70R15	Battlax Scooter SC2 / SC2 Rain	160/60R15	Battlax Scooter SC2 / SC2 Rain
BMW	C 600 Sport	2014	120/70R15	160/60R15	120/70R15	Battlax Scooter SC2 / SC2 Rain	160/60R15	Battlax Scooter SC2 / SC2 Rain
BMW	C 650 GT	2011	120/70R15	160/60R15	120/70R15	Battlax Scooter SC2 / SC2 Rain	160/60R15	Battlax Scooter SC2 / SC2 Rain
BMW	C 650 GT	2015	120/70R15	160/60R15	120/70R15	Battlax Scooter SC2 / SC2 Rain	160/60R15	Battlax Scooter SC2 / SC2 Rain
BMW	C 650 Sport	2015	120/70R15	160/60R15	120/70R15	Battlax Scooter SC2 / SC2 Rain	160/60R15	Battlax Scooter SC2 / SC2 Rain
BMW	C evolution	17-20	120/70R15	160/60R15	120/70R15	Battlax Scooter SC2 / SC2 Rain	160/60R15	Battlax Scooter SC2 / SC2 Rain
BMW	F650/G650GS (BMW approved)	97-07	100/90-19	130/80R17	100/90-19	TW101 - bias ply / AX41	130/80R17	TW152 - radial / AX41
BMW	F650CS	2005	110/70ZR17	160/60ZR17	110/70ZR17	Battlax S22 / T32	160/60ZR17	Battlax S22 / T32
BMW	F700GS	13-15	O.E. 110/80R19	140/80R17	110/80R19	BW501 "G" / A41 / AX41	140/80R17	BW502 "G" / A41 / AX41
BMW	F750GS	17-18	110/80-19	150/70R17	110/80-19	Battlax Adventure A41 / AX41	150/70R17	Battlax Adventure A41 / AX41
BMW	F800GS	09-14	O.E. 90/90-21	150/70R17	90/90-21	BW501 "G" / A41 / AX41	150/70R17	BW502 "G" / A41 / AX41
BMW	F800GT	13-16	120/70ZR17	180/55ZR17	120/70ZR17	Battlax T32	180/55ZR17	Battlax T32
BMW	F800R	10-16	120/70ZR17	180/55ZR17	120/70ZR17	Battlax S23 / T32	180/55ZR17	Battlax S23 / T32
BMW	F800S	07-08	120/70ZR17	180/55ZR17	120/70ZR17	Battlax S23 / T32	180/55ZR17	Battlax S23 / T32
BMW	F800ST	07-10	120/70ZR17	180/55ZR17	120/70ZR17	Battlax T32 / T32 "GT"	180/55ZR17	Battlax T32 / T32 "GT"
BMW	F850GS	17-18	90/90-21	150/70-17	90/90-21	Battlax Adventure A41 / AX41	150/70-17	Battlax Adventure A41 / AX41
BMW	G 650 GS Sertao	2012	90/90-21	130/80R17	90/90-21	Battlax Adventure A41 / AX41	130/80R17	Battlax Adventure A41 / AX41
BMW	G310GS	2018	110/80R19	150/70R17	110/80R19	Battlax T32	150/70R17	Battlax T32
BMW	G310R	2017	110/70R17	150/60R17	110/70R17	S22	150/60R17	S22
BMW	G650GS	09-16	O.E. 110/80R19	140/80R17	110/80R19	BW501 "G" / A41 / AX41	140/80R17	BW502 "G" / A41 / AX41
BMW	G650Xcountry	07-09	100/90-19	130/80-17	100/90-19	Battlax BT46	130/80-17	Battlax BT46
BMW	G650Xmoto	2007	120/70ZR17	160/60ZR17	120/70ZR17	Battlax S23 / T32	160/60ZR17	Battlax S23 / T32
BMW	HP2 Enduro	2006	90/90-21	140/80-17	90/90-21	Battlax Adventure A41 / AX41	140/80-17	Battlax Adventure A41 / AX41
BMW	HP2 Megamoto 1200	2009	120/70ZR17	180/55ZR17	120/70ZR17	Battlax S23 / RS10	180/55ZR17	Battlax S23 / RS10
BMW	HP2 Sport 1200	09-10	120/70ZR17	190/55ZR17	120/70ZR17	Battlax S23 / RS11	190/55ZR17	Battlax S23 / RS11

MOTORCYCLE FITMENT GUIDE

MFG	Model	Year	O.E. Front Tire	O.E. Rear Tire	Front Size	Recommended Front Pattern	Rear Size	Recommended Rear Pattern
Original Equipment = BOLD								
BMW (Continued)								
BMW	K 1	1990	120/70ZR17	160/60ZR18	120/70ZR17	Battlax T32	160/60ZR18	Battlax T32
BMW	K 1600 B	2017	120/70ZR17	190/55ZR17	120/70ZR17	Battlax T32 "GT"	190/55ZR17	Battlax T32 "GT"
BMW	K 1600S Grand America	2018	120/70ZR17	190/55ZR17	120/70ZR17	Battlax T32 "GT"	190/55ZR17	Battlax T32 "GT"
BMW	K 1600 GTL Exclusive	11-16	O.E. 120/70ZR17	190/55ZR17	120/70ZR17	Battlax BT022 "F" / T32 "GT"	190/55ZR17	Battlax BT022 "F" / T32 "GT"
BMW	K1	90-93	120/70ZR17	160/60ZR18	120/70ZR17	Battlax T32	160/60ZR18	Battlax T32
BMW	K100 2 Valve	85-86	100/90-18	120/90-18	100/90-18	Battlax BT46	120/90-18	Battlax BT46
BMW	K100LT 2 Valve	87-89	100/90-18	120/90-18	100/90-18	Battlax BT46	120/90-18	Battlax BT46
BMW	K100LT 2 Valve	90-93	110/80-18	140/80-17	110/80-18	Battlax BT46	140/80-17	Battlax BT46
BMW	K100RS 2 Valve	85-89	100/90-18	120/90-18	100/90-18	Battlax BT46	120/90-18	Battlax BT46
BMW	K100RS 4 Valve	91-92	110/80-18	140/80-17	110/80-18	Battlax BT46	140/80-17	Battlax BT46
BMW	K100RS ABS	88-89	100/90-18	120/90-18	100/90-18	Battlax BT46	120/90-18	Battlax BT46
BMW	K1100LT	93-97	110/80-18	140/80-17	110/80-18	Battlax BT46	140/80-17	Battlax BT46
BMW	K1100RS	93-96	120/70ZR17	160/60ZR18	120/70ZR17	Battlax T32	160/60ZR18	Battlax T32
BMW	K1200GT	03-08	120/70ZR17	180/55ZR17	120/70ZR17	Battlax T32 "GT"	180/55ZR17	Battlax T32 "GT"
BMW	K1200LT/ABS (bias-ply)	05-10	O.E. 120/70B17	160/70B17	120/70B17	Battlax BT020 "M"	160/70B17	Battlax BT020 "M"
BMW	K1200R	06-08	120/70ZR17	180/55ZR17	120/70ZR17	Battlax T32	180/55ZR17	Battlax T32
BMW	K1200R/S	05-12	120/70ZR17	190/50ZR17	120/70R17	Battlax S23 / T32	190/50R17	Battlax S23 / T32
BMW	K1200RS ABS - 5.0 rear rim	97-04	120/70ZR17	170/60ZR17	120/70ZR17	Battlax T32 "GT"	170/60ZR17	Battlax T32 "GT"
BMW	K1200RS ABS - 5.5 rear rim	97-04	120/70ZR17	180/55ZR17	120/70ZR17	Battlax T32 "GT"	180/55ZR17	Battlax T32 "GT"
BMW	K1300GT	09-10	120/70ZR17	180/55ZR17	120/70ZR17	Battlax T32 / T32 "GT"	180/55ZR17	Battlax T32 / T32 "GT"
BMW	K1300R	13-15	120/70ZR17	180/55ZR17	120/70R17	Battlax S23 / T32	180/55R17	Battlax S23 / T32
BMW	K1300S	09-16	120/70ZR17	190/55ZR17	120/70R17	Battlax S23 / T32	190/55R17	Battlax S23 / T32
BMW	K1600GT / L	11-16	O.E. 120/70ZR17	190/55ZR17	120/70ZR17	Battlax BT022 "F" / T32 "GT"	190/55ZR17	Battlax BT022 "F" / T32 "GT"
BMW	K75	88-89	100/90-18	120/90-18	100/90-18	Battlax BT46	120/90-18	Battlax BT46
BMW	K75S	86-89	100/90-18	120/90-18	100/90-18	Battlax BT46	120/90-18	Battlax BT46
BMW	K75T	86-88	110/90-18	120/90-18	110/90-18	Battlax BT46	120/90-18	Battlax BT46
BMW	R 1150 R Rockster	03-05	120/70ZR17	180/55ZR17	120/70ZR17	Battlax T32	180/55ZR17	Battlax T32
BMW	R 1250 GS	18-20	120/70R19	170/60R17	120/70R19	Battlax Adventure A41 / AX41 / T31	170/60R17	Battlax Adventure A41 / AX41 / T31
BMW	R 1250 R	2018	120/ZR17	180/55ZR17	120/70ZR17	Battlax S23 / T32	180/55ZR17	Battlax S23 / T32
BMW	R 1250 RS	2018	120/ZR17	180/55ZR17	120/70ZR17	Battlax T32	180/55ZR17	Battlax T32
BMW	R 1250 RT	2018	120/ZR17	180/55ZR17	120/70ZR17	Battlax T32 "GT"	180/55ZR17	Battlax T32 "GT"
BMW	R nine T	14-16	120/70ZR17	180/55ZR17	120/70ZR17	Battlax S23 / T32 / AX41S	180/55ZR17	Battlax S23 / T32 / AX41S
BMW	R Nine T Pure	2016	120/70ZR17	180/55ZR17	120/70ZR17	Battlax S23 / T32	180/55ZR17	Battlax S23 / T32
BMW	R Nine T Racer	2016	120/70ZR17	180/55ZR17	120/70ZR17	Battlax S23 / T32	180/55ZR17	Battlax S23 / T32
BMW	R nine T Scrambler	2017	120/70R19	170/60R17	120/70R19	Battlax Adventure A41 / AX41 / AX41S / T32	170/60R17	Battlax Adventure A41 / AX41 / AX41S / T32
BMW	R Nine T Urban GS	2017	120/70ZR19	170/60ZR17	120/70R19	Battlax Adventure A41 / AX41 / AX41S	170/60R17	Battlax Adventure A41 / AX41 / AX41S
BMW	R100CS / RS	77-84	3.25-19	4.00-18	3.25-19	BT46	4.00-18	Battlax BT46
BMW	R100R	92-95	110/80-18	140/80-17	110/80-18	Battlax BT46	140/80-17	Battlax BT46
BMW	R100RS	87-93	90/90-18	120/90-18	90/90-18	Battlax BT46	120/90-18	Battlax BT46
BMW	R1100GS	98-99	110/80HR19	150/70HR17	110/80R19	Battlax Adventure A41 / AX41 / T32	150/70R17	Battlax Adventure A41 / AX41 / T32
BMW	R1100R	95-99	120/70ZR17	160/60ZR18	120/70ZR17	Battlax T32	160/60ZR18	Battlax T32
BMW	R1100RS	94-99	120/70ZR17	160/60ZR18	120/70ZR17	Battlax T32	160/60ZR18	Battlax T32
BMW	R1100RT	96-99	120/70ZR17	160/60ZR18	120/70ZR17	Battlax T32	160/60ZR18	Battlax T32
BMW	R1100S	04-05	120/70ZR17	180/55ZR17	120/70ZR17	Battlax S23 / T32	180/55ZR17	Battlax S23 / T32

MOTORCYCLE FITMENT GUIDE

MFG	Model	Year	O.E. Front Tire	O.E. Rear Tire	Recommended		Recommended	
					Front Size	Front Pattern	Rear Size	Rear Pattern
Original Equipment = BOLD								
BMW (Continued)								
BMW	R1150GS	00-04	110/80HR19	150/70HR17	110/80R19	Battlax Adventure A41 / AX41 / T32	150/70R17	Battlax Adventure A41 / AX41 / T32
BMW	R1150R	01-04	120/70ZR17	170/60ZR17	120/70ZR17	Battlax T32	170/60ZR17	Battlax T32
BMW	R1150RS / RT	02-05	120/70ZR17	170/60ZR17	120/70ZR17	Battlax T32 "GT"	170/60ZR17	Battlax T32 "GT"
BMW	R1200CL	03-04	150/80-16	170/80-15	150/80-16	Exedra MAX	170/80B15	Exedra MAX
BMW	R1200GS	05-06	110/80VR19	150/70VR17	110/80R19	Battlax Adventure A41 / AX41 / T32	150/70R17	Battlax Adventure A41 / AX41 / T32
BMW	R1200GS	07-12	110/80VR19	150/70VR17	110/80R19	Battlax Adventure A41 / AX41 / T32	150/70R17	Battlax Adventure A41 / AX41 / T32
BMW	R1200GS	13-16	120/70R19	170/60R17	120/70R19	Battlax Adventure A41 / AX41	170/60R17	Battlax Adventure A41 / AX41
BMW	R1200R	08-16	120/70ZR17	180/55ZR17	120/70ZR17	Battlax S23 / T32	180/55ZR17	Battlax S23 / T32
BMW	R1200RS	2016	120/70ZR17	180/55ZR17	120/70ZR17	Battlax T32 / T32 "GT"	180/55ZR17	Battlax T32 / T32 "GT"
BMW	R1200RT	06-16	120/70ZR17	180/55ZR17	120/70ZR17	Battlax T32 / T32 "GT"	180/55ZR17	Battlax T32 / T32 "GT"
BMW	R1200S / R1200ST	06-08	120/70ZR17	180/55ZR17	120/70ZR17	Battlax S23 / T32	180/55ZR17	Battlax S23 / T32
BMW	R18	2020	O.E. 120/70B19	180/65B16	120/70B19	Battlecruise H50	180/65B16	Battlecruise H50
BMW	R65 / LS / 85	79-85	3.25-18	4.00-18	100/90-18	Battlax BT46	110/90-18	Battlax BT46
BMW	R850GS	1996	110/80-19	150/70-17	110/80-19	Battlax Adventure A41 / AX41	150/70-17	Battlax Adventure A41 / AX41
BMW	R850GS	2001	110/80R19	150/70R17	110/80R19	Battlax Adventure A41 / AX41	150/70R17	Battlax Adventure A41 / AX41
BMW	R850R	96-97	120/70ZR17	160/60ZR18	120/70ZR17	Battlax T32	160/60ZR18	Battlax T32
BMW	R900RT	14-15	120/70ZR17	180/55ZR17	120/70ZR17	Battlax T32	180/55ZR17	Battlax T32
BMW	S1000R	15-20	120/70ZR17	190/55ZR17	120/70ZR17	Battlax RS11 / S23 / T31	190/55ZR17	Battlax RS11 / S23 / T32
BMW	S1000RR	15-16	120/70ZR17	190/55ZR17	120/70ZR17	Battlax S23 / RS11	190/55ZR17	Battlax S23 / RS11
BMW	S1000RR/HP4	10-14	120/70ZR17	190/55ZR17	120/70ZR17	Battlax RS11 / S23	190/55ZR17	Battlax RS11 / S23
BMW	S1000XR	15-16	120/70ZR17	190/55ZR17	120/70ZR17	Battlax T32	190/55ZR17	Battlax T32
DUCATI								
Ducati	748	97-99	120/70ZR17	180/55ZR17	120/70ZR17	Battlax RS10 / S23 / T32	180/55ZR17	Battlax RS10 / S23 / T32
Ducati	1000 / S Multistrada	04-06	120/70ZR17	180/55ZR17	120/70ZR17	Battlax S23 / T32 / AX41S	180/55ZR17	Battlax S23 / T32 / AX41S
Ducati	1000 Hailwood Replica	82-85	100/90-18	130/80-18	100/90-18	Battlax BT46	130/80-18	Battlax BT46
Ducati	1000SS	2003	120/70ZR17	180/55ZR17	120/70ZR17	Battlax RS10/ S23 / T32	180/55ZR17	Battlax RS10/ S23 / T32
Ducati	1098 / R / S	07-09	120/70ZR17	190/55ZR17	120/70ZR17	Battlax RS11 / S23 / T31	190/55ZR17	Battlax RS11 / S23 / T31
Ducati	1100 / S Multistrada	07-09	120/70ZR17	180/55ZR17	120/70ZR17	Battlax S23 / T32 / AX41S	180/55ZR17	Battlax S23 / T32 / AX41S
Ducati	1100 Hypermotard all - (also 796)	07-12	120/70ZR17	180/55ZR17	120/70ZR17	Battlax S23 / T32 / AX41S	180/55ZR17	Battlax S23 / T32 / AX41S
Ducati	1100 Monster / EVO	09-13	120/70ZR17	180/55ZR17	120/70ZR17	Battlax S23 / T32 / AX41S	180/55ZR17	Battlax S23 / T32 / AX41S
Ducati	1100 Streetfighter / S	09-11	120/70ZR17	190/55ZR17	120/70ZR17	Battlax RS1' / S23 / T32	190/55ZR17	Battlax RS1' / S23 / T32
Ducati	1198 / R / S	09-11	120/70ZR17	190/55ZR17	120/70ZR17	Battlax RS1' / S23 / T32	190/55ZR17	Battlax RS1' / S23 / T32
Ducati	1199 Panigale - all	11-14	120/70ZR17	200/55ZR17	120/70ZR17	Battlax RS11 / S23	200/55ZR17	Battlax RS11 / S23
Ducati	1199 Superleggera	2013	120/70ZR17	200/55ZR17	120/70ZR17	Battlax RS11 / S23	200/55ZR17	Battlax RS11 / S23
Ducati	1200 / S Multistrada	10-16	120/70ZR17	190/55ZR17	120/70ZR17	Battlax S23 / T32	190/55ZR17	Battlax S23 / T32
Ducati	1200 Monster / S	14-17	120/70ZR17	190/55ZR17	120/70ZR17	Battlax RS11 / S23 / T32	190/55ZR17	Battlax RS11 / S23 / T32
Ducati	1200 Monster R	2016	120/70ZR17	200/55ZR17	120/70ZR17	Battlax RS11 / S23	200/55ZR17	Battlax RS11 / S23
Ducati	1260 / S Multistrada	2017	120/70ZR17	190/55ZR17	120/70ZR17	Battlax S23 / T32	190/55ZR17	Battlax S23 / T32
Ducati	1299 Panigale / S / R	15-16	120/70ZR17	200/55ZR17	120/70ZR17	Battlax RS11 / S23 / T32	200/55ZR17	Battlax RS11 / S23 / T32
Ducati	600 / 620 Monster	01-06	120/60ZR17	160/60ZR17	120/60ZR17	Battlax S21 / T32	160/60ZR17	Battlax S21 / T32
Ducati	620 Multistrada	05-06	120/60ZR17	160/60ZR17	120/60ZR17	Battlax S21 / T32	160/60ZR17	Battlax S21 / T32
Ducati	695 Monster	07-08	120/60ZR17	160/60ZR17	120/60ZR17	Battlax S21 / T32	160/60ZR17	Battlax S21 / T32
Ducati	696 Monster	08-13	120/60ZR17	160/60ZR17	120/60ZR17	Battlax S21 / T32	160/60ZR17	Battlax S21 / T32
Ducati	748 / 748 Biposta	00-02	120/60ZR17	180/55ZR17	120/60ZR17	Battlax RS10 / S23 / T32	180/55ZR17	Battlax RS10 / S23 / T32
Ducati	749 & 749S, R, SP	03-07	120/70ZR17	190/50ZR17	120/70ZR17	Battlax RS11 / S23 / T32	190/50ZR17	Battlax RS11 / S23 / T32
Ducati	750 F1, B, S, LGNA & MNTJCH	86-87	120/80-16	130/80-18	120/80-16	Battlax BT46	130/80-18	Battlax BT46

MOTORCYCLE FITMENT GUIDE

MFG	Model	Year	O.E. Front Tire	O.E. Rear Tire	Recommended		Recommended	
					Front Size	Front Pattern	Rear Size	Rear Pattern
Original Equipment = BOLD								
DUCATI (Continued)								
Ducati	750 Monster	96-02	120/60ZR17	160/60ZR17	120/60ZR17	Battlax S23/T32	160/60ZR17	Battlax S23/T32
Ducati	750 S.S. Supersport	92-93	120/60ZR17	160/60ZR17	120/60ZR17	Battlax S23	160/60ZR17	Battlax S23
Ducati	750 Sport	01-02	120/70ZR17	160/60ZR17	120/70ZR17	Battlax S23	160/60ZR17	Battlax S23
Ducati	750 Supersport	99-02	120/60ZR17	160/60ZR17	120/60ZR17	Battlax S23	160/60ZR17	Battlax S23
Ducati	796 Monster	10-13	120/70ZR17	180/55ZR17	120/70ZR17	Battlax RS10 / S23 / T32 / AX41S	180/55ZR17	Battlax RS10 / S23 / T32 / AX41S
Ducati	797 Monster	2017	120/70ZR17	180/55ZR17	120/70ZR17	Battlax RS10 / S23 / T32 / AX41S	180/55ZR17	Battlax RS10 / S23 / T32 / AX41S
Ducati	800 Monster	03-04	120/60ZR17	160/60ZR17	120/60ZR17	Battlax S21 / T32	160/60ZR17	Battlax S21 / T32
Ducati	800 S2R Monster	06-08	120/70ZR17	180/55ZR17	120/70ZR17	Battlax RS10 / S23 / T32 / AX41S	180/55ZR17	Battlax RS10 / S23 / T32 / AX41S
Ducati	800 Sport	2003	120/70ZR17	170/60ZR17	120/70ZR17	Battlax T32	170/60ZR17	Battlax T32
Ducati	800 SS	2003	120/70ZR17	170/60ZR17	120/70ZR17	Battlax T32	170/60ZR17	Battlax T32
Ducati	821 Hypermotard/ Strada - all	13-15	120/70ZR17	180/55ZR17	120/70ZR17	Battlax RS10 / S23 / T32 / AX41S	180/55ZR17	Battlax RS10 / S23 / T32 / AX41S
Ducati	821 Monster	14-20	120/70ZR17	180/60ZR17	120/70ZR17	Battlax RS10 / S23 / T32 / AX41S	180/60ZR17	Battlax RS10 / S23 / T32 / AX41S
Ducati	848 / EVO	08-12	120/70ZR17	180/55ZR17	120/70ZR17	Battlax S21 / RS10	180/55ZR17	Battlax S21 / RS10
Ducati	851 Superbike	90-93	120/70ZR17	180/55ZR17	120/70ZR17	Battlax RS10 / S23 / T32	180/55ZR17	Battlax RS10 / S23 / T32
Ducati	888 S.P.2,3,4	91-93	120/70ZR17	180/55ZR17	120/70ZR17	Battlax RS10 / S23 / T32	180/55ZR17	Battlax RS10 / S23 / T32
Ducati	899 Panigale	2013	120/70ZR17	180/60ZR17	120/70ZR17	Battlax S23	180/60ZR17	Battlax S23
Ducati	900 CR	95-98	120/70ZR17	190/50ZR17	120/70ZR17	Battlax RS10 / S23 / T32	190/50ZR17	Battlax RS10 / S23 / T32
Ducati	900 S.S. Supersport	2002	120/70ZR17	170/60ZR17	120/70ZR17	Battlax T32	170/60ZR17	Battlax T32
Ducati	900 S.S. Supersport	75-81	90/90-18	110/90-18	90/90-18	Battlax BT46	110/90-18	Battlax BT46
Ducati	900 SP	95-97	120/70ZR17	170/60ZR17	120/70ZR17	Battlax T32	170/60ZR17	Battlax T32
Ducati	900 Superlight	1993	120/70ZR17	170/60ZR17	120/70ZR17	Battlax T32	170/60ZR17	Battlax T32
Ducati	900M Monster (all - except S4)	93-02	120/70ZR17	170/60ZR17	120/70ZR17	Battlax T32 / AX41S	170/60ZR17	Battlax T32 / AX41S
Ducati	900M Monster S4	2002	120/70ZR17	180/55ZR17	120/70ZR17	Battlax RS10 / S23 / T32 / AX41S	180/55ZR17	Battlax RS10 / S23 / T32 / AX41S
Ducati	907 I.E.Paso	90-93	120/70ZR17	170/60ZR17	120/70ZR17	Battlax T32	170/60ZR17	Battlax T32
Ducati	916 / 916 Biposto	95-98	120/70ZR17	190/50ZR17	120/70ZR17	Battlax RS10 / S23 / T31	190/50ZR17	Battlax RS10 / S23 / T31
Ducati	916 / 996 / 1000 Monster S4/R	01-06	120/70ZR17	180/55ZR17	120/70ZR17	Battlax RS10 / S23 / T32	180/55ZR17	Battlax RS10 / S23 / T32
Ducati	939 Hypermotard/SP	2016	120/70ZR17	180/55ZR17	120/70ZR17	Battlax RS10 / S23 / T32	180/55ZR17	Battlax RS10 / S23 / T32
Ducati	950 Multistrada	2017	120/70R19	170/60R17	120/70R19	Battlax Adventure A41 / AX41 / AX41S	170/60R17	Battlax Adventure A41 / AX41 / AX41S
Ducati	959 Panigale	2015	120/70ZR17	180/60ZR17	120/70ZR17	Battlax S23	180/60ZR17	Battlax S23
Ducati	959 Panigale Corse	2018	120/70ZR17	180/60ZR17	120/70ZR17	Battlax S23	180/60ZR17	Battlax S23
Ducati	996 / R / S / SPS	99-01	120/70ZR17	190/50ZR17	120/70ZR17	Battlax RS10 / S23 / T32	190/50ZR17	Battlax RS10 / S23 / T32
Ducati	998 - all	02-04	120/70ZR17	190/50ZR17	120/70ZR17	Battlax RS10 / S23 / T32	190/50ZR17	Battlax RS10 / S23 / T32
Ducati	999 / R / S	03-05	120/70ZR17	190/50ZR17	120/70ZR17	Battlax RS10 / S23 / T32	190/50ZR17	Battlax RS10 / S23 / T32
Ducati	999 / R / S	06-07	120/70ZR17	190/50ZR17	120/70ZR17	Battlax RS10 / S23 / T32	190/50ZR17	Battlax RS10 / S23 / T32
Ducati	Desmosedici D16RR	2008	O.E. 120/70ZR17	200/55ZR16	120/70ZR17	Battlax BT01	200/55ZR16	Battlax BT01
Ducati	GT 1000	2006	120/70ZR17	180/55ZR17	120/70ZR17	Battlax S23 / T32 / AX41S	180/55ZR17	Battlax S23 / T32 / AX41S
Ducati	Hypermotard 1100	07-10	120/70ZR17	180/55ZR17	120/70ZR17	Battlax RS10 / S23 / T32	180/55ZR17	Battlax RS10 / S23 / T32
Ducati	Hypermotard 796	2010	120/70ZR17	180/55ZR17	120/70ZR17	Battlax RS10 / S23 / T32	180/55ZR17	Battlax RS10 / S23 / T32
Ducati	Hypermotard 950	2018	120/70ZR17	180/55ZR17	120/70ZR17	Battlax RS10 / S23 / T32	180/55ZR17	Battlax RS10 / S23 / T32
Ducati	Hyperstrada 939	2016	120/70ZR17	180/55ZR17	120/70ZR17	Battlax RS10 / S23 / T32	180/55ZR17	Battlax RS10 / S23 / T32
Ducati	MH 900 E	2001	120/70ZR17	180/55ZR17	120/70ZR17	Battlax RS10 / S23 / T32	180/55ZR17	Battlax RS10 / S23 / T32
Ducati	Multistrada 1200 Enduro	2016	120/70ZR19	170/60ZR17	120/70ZR17	Battlax T32 / AX41S	170/60ZR17	Battlax T32 / AX41S
Ducati	Multistrada 1260 Enduro	2017	120/70ZR19	170/60ZR17	120/70ZR19	Battlax T32 / AX41S	170/60ZR17	Battlax T32 / AX41S

MOTORCYCLE FITMENT GUIDE

MFG	Model	Year	O.E.		Recommended		Recommended	
			Front Tire	Rear Tire	Front Size	Front Pattern	Rear Size	Rear Pattern
Original Equipment = BOLD								
DUCATI (Continued)								
Ducati	Panigale R	2014	120/70ZR17	200/55ZR17	120/70ZR17	Battlax RS11 / S23	200/55ZR17	Battlax RS11 / S23
Ducati	Paul Smart 1000 le	2005	120/70ZR17	180/55ZR17	120/70ZR17	Battlax RS10 / S23 / T32	180/55ZR17	Battlax RS10 / S23 / T32
Ducati	S2R 1000	06-08	120/70ZR17	180/55ZR17	120/70ZR17	Battlax RS10 / S23 / T32	180/55ZR17	Battlax RS10 / S23 / T32
Ducati	S4R Testastretta / S	07-08	120/70ZR17	180/55ZR17	120/70ZR17	Battlax RS10 / S23 / T32	180/55ZR17	Battlax RS10 / S23 / T32
Ducati	Scrambler 400	2017	110/80R18	160/60R17	110/80ZR18	Battlax T32 / AX41S	160/60ZR17	Battlax T32 / AX41S
Ducati	Scrambler 800	2014	110/80R18	180/55R17	110/80R18	Battlax T32 / AX41S	180/55R17	Battlax T32 / AX41S
Ducati	Scrambler 800 Classic	2014	110/80R18	180/55R17	110/80R18	Battlax T32 / AX41S	180/55R17	Battlax T32 / AX41S
Ducati	Scrambler 800 Full Throttle	2014	110/80R18	180/55R17	110/80R18	Battlax T32 / AX41S	180/55R17	Battlax T32 / AX41S
Ducati	Scrambler 800 Icon	2014	110/80R18	180/55R17	110/80R18	Battlax T32 / AX41S	180/55R17	Battlax T32 / AX41S
Ducati	Scrambler 800 Mach 2.0	2014	110/80R18	180/55R17	110/80R18	Battlax T32 / AX41S	180/55R17	Battlax T32 / AX41S
Ducati	Scrambler 800 Street Classic	2014	110/80R18	180/55R17	110/80R18	Battlax T32 / AX41S	180/55R17	Battlax T32 / AX41S
Ducati	Scrambler Café Racer	2017	120/70ZR17	180/55ZR17	120/70ZR17	Battlax RS10 / S23 / T32 / AX41S	180/55ZR17	Battlax RS10 / S23 / T32 / AX41S
Ducati	Scrambler Desert Sled	2017	120/70R19	170/60R17	120/70R19	Battlax Adventure A41 / AX41	170/60R17	Battlax Adventure A41 / AX41
Ducati	Scrambler Icon/Classic/ Full Throttle	15-17	110/80ZR18	180/55ZR17	110/80ZR18	Battlax T32	180/55ZR17	Battlax T32
Ducati	Scrambler Sixty2	2017	110/80R18	160/60R17	110/80ZR18	Battlax T32	160/60ZR17	Battlax T32
Ducati	Scrambler Urban Enduro	2015	110/80ZR18	180/55ZR17	110/80ZR18	Battlax T32 / AX41S	180/55ZR17	Battlax T32 / AX41S
Ducati	Sport 1000 - all	2006	120/70ZR17	180/55ZR17	120/70ZR17	Battlax RS10 / S23 / T32	180/55ZR17	Battlax RS10 / S23 / T32
Ducati	Sport Classic	2007	120/70ZR17	170/60ZR17	120/70ZR17	Battlax T32	170/60ZR17	Battlax T32
Ducati	ST2	98-02	120/70ZR17	170/60ZR17	120/70ZR17	Battlax T32 "GT"	170/60ZR17	Battlax T32 "GT"
Ducati	ST3	04-05	120/70ZR17	180/55ZR17	120/70ZR17	Battlax T32 / T32 "GT"	180/55ZR17	Battlax T32 / T32 "GT"
Ducati	ST3	06-07	120/70ZR17	180/55ZR17	120/70ZR17	Battlax T32 / T32 "GT"	180/55ZR17	Battlax T32 / T32 "GT"
Ducati	ST4	00-05	120/70ZR17	180/55ZR17	120/70ZR17	Battlax T32 / T32 "GT"	180/55ZR17	Battlax T32 / T32 "GT"
Ducati	Supersport / S	2017	120/70ZR17	180/55ZR17	120/70ZR17	Battlax RS10 / S23 / T32	180/55ZR17	Battlax RS10 / S23 / T32
HARLEY-DAVIDSON								
Harley Davidson	FLD Dyna Switchback (12-16)	12-16	130/70B18	160/70B17	130/70B18	Battlecruise H50	160/70B17	Battlecruise H50
Harley Davidson	FLH Electra Glide (85-98)	85-98	130/90B16	130/90B16	130/90B16	Battlecruise H50	130/90B16	Battlecruise H50
Harley Davidson	FLHC Electra Glide Classic (83-98)	83-98	130/90B16	130/90B16	130/90B16	Battlecruise H50	130/90B16	Battlecruise H50
Harley Davidson	FLHP E (09-18)	09-18	130/80B17	180/65B16	130/80B17	Battlecruise H50	180/65B16	Battlecruise H50
Harley Davidson	FLHP Police Road King (09-18)	09-18	130/80B17	180/65B16	130/80B17	Battlecruise H50	180/65B16	Battlecruise H50
Harley Davidson	FLHR Road King (04-08)	04-08	130/90B16	140/90B16	130/90B16	Battlecruise H50	140/90B16	Battlecruise H50
Harley Davidson	FLHR Road King (09-18)	09-18	130/80B17	180/65B16	130/80B17	Battlecruise H50	180/65B16	Battlecruise H50
Harley Davidson	FLHR Touring Road King (07-09)	07-09	130/90B16	140/90B16	130/90B16	Battlecruise H50	140/90B16	Battlecruise H50
Harley Davidson	FLHR Touring Road King (09-18)	09-18	130/80B17	180/65B16	130/80B17	Battlecruise H50	180/65B16	Battlecruise H50
Harley Davidson	FLHRC Road King Classic (04-08)	04-08	130/90B16	140/90B16	130/90B16	Battlecruise H50	140/90B16	Battlecruise H50
Harley Davidson	FLHRC Road King Classic (09-13)	09-13	130/90B16	180/65B16	130/90B16	Battlecruise H50	180/65B16	Battlecruise H50
Harley Davidson	FLHRC Road King Classic (14-15)	14-15	130/90B16	180/65B16	130/90B16	Battlecruise H50	180/65B16	Battlecruise H50
Harley Davidson	FLHRC Touring Road King Classic (08-10)	08-10	130/80B17	180/65B16	130/80B17	Battlecruise H50	180/65B16	Battlecruise H50
Harley Davidson	FLHRC Touring Road King Classic (11-18)	11-18	130/80B17	180/65B16	130/80B17	Battlecruise H50	180/65B16	Battlecruise H50

MOTORCYCLE FITMENT GUIDE

MFG	Model	Year	O.E. Front Tire	O.E. Rear Tire	Recommended		Recommended	
					Front Size	Front Pattern	Rear Size	Rear Pattern
Original Equipment = BOLD								
HARLEY-DAVIDSON (Continued)								
Harley Davidson	FLHRCI Road King Classic	2012	MT90B16	MT90B16	130/90B16	Battlecruise H50	130/90B16	Battlecruise H50
Harley Davidson	FLHRCI Road King Custom (00-03)	00-03	130/90B16	140/90B16	130/90B16	Battlecruise H50	140/90B16	Battlecruise H50
Harley Davidson	FLHRCI Road King Custom (04-06)	04-06	130/90B16	140/90B16	130/90B16	Battlecruise H50	140/90B16	Battlecruise H50
Harley Davidson	FLHRCI Road King Custom (07-08)	07-08	130/90B16	140/90B16	130/90B16	Battlecruise H50	140/90B16	Battlecruise H50
Harley Davidson	FLHRI Road King	2005	MT90B16	MU85B16	130/90B16	Battlecruise H50	140/90B16	Battlecruise H50
Harley Davidson	FLHRS Road King Custom	2006	MT90B16	MU85B16	130/90B16	Battlecruise H50	140/90B16	Battlecruise H50
Harley Davidson	FLHRSE CVO Road King 110th Anniversary (13)	2013	130/60B19	180/55B18	130/60B19	Battlecruise H50	180/55B18	Battlecruise H50
Harley Davidson	FLHRSE Road King Screamin Eagle (13-14)	12-14	130/60B19	180/55B18	130/60B19	Battlecruise H50	180/55B18	Battlecruise H50
Harley Davidson	FLHRSEI Screamin Eagle Road King	2002	MT90B16	MT90B16	130/60B16	Battlecruise H50	130/90B16	Battlecruise H50
Harley Davidson	FLHRSI Road King Custom	2005	MT90B16	MU85B16	130/60B16	Battlecruise H50	140/90B16	Battlecruise H50
Harley Davidson	FLHS Electra Glide (04-08)	04-08	130/90B16	140/90B16	130/90B16	Battlecruise H50	140/90B16	Battlecruise H50
Harley Davidson	FLHT Electra Glide Standard (09-13)	09-13	130/80B17	180/65B16	130/80B17	Battlecruise H50	180/65B16	Battlecruise H50
Harley Davidson	FLHTC Electra Glide Classic (04-08)	04-08	130/90B16	140/90B16	130/90B16	Battlecruise H50	140/90B16	Battlecruise H50
Harley Davidson	FLHTC Electra Glide Classic (09-13)	09-13	130/80B17	180/65B16	130/80B17	Battlecruise H50	180/65B16	Battlecruise H50
Harley Davidson	FLHTC Electra Glide Ultra Classic CVO (07-18)	07-18	130/90B16	140/90B16	130/90B16	Battlecruise H50	140/90B16	Battlecruise H50
Harley Davidson	FLHTCI Electra Glide Classic EFI	2004	MT90B16	MU85B16	130/90B16	Battlecruise H50	140/90B16	Battlecruise H50
Harley Davidson	FLHTCSE Screamin Eagle Electra Glide (04-05)	04-05	130/90B16	140/90B16	130/90B16	Battlecruise H50	140/90B16	Battlecruise H50
Harley Davidson	FLHTCU / I Electra Glide Ultra Classic (04-08)	04-08	130/90B16	140/90B16	130/90B16	Battlecruise H50	140/90B16	Battlecruise H50
Harley Davidson	FLHTCU Electra Glide Ultra Classic (09-18)	09-18	130/80B17	180/65B16	130/80B17	Battlecruise H50	180/65B16	Battlecruise H50
Harley Davidson	FLHTCU TC Electra Glide Ultra Classic (09-18)	09-18	130/80B17	180/65B16	130/80B17	Battlecruise H50	180/65B16	Battlecruise H50
Harley Davidson	FLHTCUI Electra Glide Ultra Classic	2004	MT90B16	MT90B16	130/90B16	Battlecruise H50	130/90B16	Battlecruise H50
Harley Davidson	FLHTCUL Electra Glide Ultra Classic Low (09-18)	09-18	130/80B17	180/65B16	130/80B17	Battlecruise H50	180/65B16	Battlecruise H50
Harley Davidson	FLHTCUL TC Electra Glide Ultra Classic Low (09-18)	09-18	130/80B17	180/65B16	130/80B17	Battlecruise H50	180/65B16	Battlecruise H50
Harley Davidson	FLHTCUSE Screamin Eagle Electra Glide Ultra Classic	06-08	130/90B16	140/90B16	130/90B16	Battlecruise H50	140/90B16	Battlecruise H50
Harley Davidson	FLHTCUSE Screamin Eagle Electra Glide Ultra Classic	09-13	130/80B17	180/65B16	130/80B17	Battlecruise H50	180/65B16	Battlecruise H50
Harley Davidson	FLHTCUSE4 CVO Ultra Classic Electra Glide (09)	09	130/80B17	180/65B16	130/80B17	Battlecruise H50	180/65B16	Battlecruise H50

MOTORCYCLE FITMENT GUIDE

MFG	Model	Year	O.E. Front Tire	O.E. Rear Tire	Recommended		Recommended	
					Front Size	Front Pattern	Rear Size	Rear Pattern
Original Equipment = BOLD								
HARLEY-DAVIDSON (Continued)								
Harley Davidson	FLHTCUSE5 CVO Ultra Classic Electra Glide (10)	10	130/60B19	180/65B16	130/60B19	Battlecruise H50	180/65B16	Battlecruise H50
Harley Davidson	FLHTCUSE6 CVO Ultra Classic Electra Glide (11)	11	130/60B19	180/65B16	130/60B19	Battlecruise H50	180/65B16	Battlecruise H50
Harley Davidson	FLHTCUSE7 CVO Ultra Classic Electra Glide (12)	12	130/60B19	180/65B16	130/60B19	Battlecruise H50	180/65B16	Battlecruise H50
Harley Davidson	FLHTCUSE8 CVO Ultra Classic Electra Glide (13)	13	130/60B19	180/65B16	130/60B19	Battlecruise H50	180/65B16	Battlecruise H50
Harley Davidson	FLHTI Electra Glide Standard EFI	2004	MT90B16	MU85B16	130/90B16	Battlecruise H50	140/90B16	Battlecruise H50
Harley Davidson	FLHTK Electra Glide Ultra	10-14	130/70B18	180/65B16	130/70B18	Battlecruise H50	180/65B16	Battlecruise H50
Harley Davidson	FLHTKSE CVO Limited (14-18)	14-18	130/80B17	180/65B16	130/80B17	Battlecruise H50	180/65B16	Battlecruise H50
Harley Davidson	FLHPT Electra Glide Police (09-18)	09-18	130/80B17	180/65B16	130/80B17	Battlecruise H50	180/65B16	Battlecruise H50
Harley Davidson	FLHTU Electra Glide Ultra Classic (88-93)	88-93	130/90B16	130/90B16	130/90B16	Battlecruise H50	130/90B16	Battlecruise H50
Harley Davidson	FLHX Street Glide (04-08)	04-08	130/90B16	140/90B16	130/90B16	Battlecruise H50	140/90B16	Battlecruise H50
Harley Davidson	FLHX Street Glide (09)	09	130/80B17	180/65B16	130/80B17	Battlecruise H50	180/65B16	Battlecruise H50
Harley Davidson	FLHX Street Glide (10-13)	10-13	130/70B18	180/65B16	130/70B18	Battlecruise H50	180/65B16	Battlecruise H50
Harley Davidson	FLHX Street Glide (14-18)	14-18	130/60B19	180/65B16	130/60B19	Battlecruise H50	180/65B16	Battlecruise H50
Harley Davidson	FLHXI Street Glide	2005	MT90B16	MU85B16	130/90B16	Battlecruise H50	140/90B16	Battlecruise H50
Harley Davidson	FLHXS Street Glide Special (14-18)	14-18	130/60B19	180/65B16	130/60B19	Battlecruise H50	180/65B16	Battlecruise H50
Harley Davidson	FLHXSE CVO Street Glide (10)	10	130/70B18	180/55B18	130/70B18	Battlecruise H50	180/55B18	Battlecruise H50
Harley Davidson	FLHXSE2 CVO Street Glide (11-12)	11-12	130/60B19	180/55B18	130/60B19	Battlecruise H50	180/55B18	Battlecruise H50
Harley Davidson	FLHXSE3 CVO Street Glide (14-18)	14-18	130/60B19	180/55B18	130/60B19	Battlecruise H50	180/55B18	Battlecruise H50
Harley Davidson	FLS Softail Slim (12-17)	12-17	130/90B16	180/65B16	130/90B16	Battlecruise H50	180/65B16	Battlecruise H50
Harley Davidson	FLS Softail Slim (18)	18	130/90B16	150/80B16	130/90B16	Battlecruise H50	150/80B16	Battlecruise H50
Harley Davidson	FLSTC 103 Heritage Softail Classic	12-13	MT90B16	MU85B16	130/90B16	Battlecruise H50	140/90B16	Battlecruise H50
Harley Davidson	FLSTC 103 Heritage Softail Classic Anniversary	12-13	MT90B16	MU85B16	130/90B16	Battlecruise H50	140/90B16	Battlecruise H50
Harley Davidson	FLSTC Heritage Softail Classic (03-18)	03-18	130/90B16	150/80B16	130/90B16	Battlecruise H50	150/80B16	Battlecruise H50
Harley Davidson	FLSTF Blackline (10-18)	10-18	80/90-21	140/90B16	80/90-21	Battlecruise H50	140/90B16	Battlecruise H50
Harley Davidson	FLSTF Fat Boy	1990	MT90B16	MT90B16	130/90B16	Battlecruise H50	130/90B16	Battlecruise H50
Harley Davidson	FLSTF Softail Fat Boy (03-06)	03-06	130/90B16	150/80B16	130/90B16	Battlecruise H50	150/80B16	Battlecruise H50
Harley Davidson	FLSTF Softail Fat Boy (07-18)	07-18	140/75R17	200/55R17	140/75R17	Battlecruise H50	200/55R17	Battlecruise H50
Harley Davidson	FLSTFB Softail Fat Boy Special (10-18)	10-18	140/75R17	200/55R17	140/75R17	Battlecruise H50	200/55R17	Battlecruise H50
Harley Davidson	FLSTFBS Softail Fat Boy (16-18)	16-18	140/75R17	200/55R17	140/75R17	Battlecruise H50	200/55R17	Battlecruise H50

MOTORCYCLE FITMENT GUIDE

MFG	Model	Year		O.E. Front Tire	O.E. Rear Tire	Recommended		Recommended	
						Front Size	Front Pattern	Rear Size	Rear Pattern
Original Equipment = BOLD									
HARLEY-DAVIDSON (Continued)									
Harley Davidson	FLSTFSE Fat Boy Screamin Eagle (05)	05		80/90-21	140/80B16	80/90-21	Battlecruise H50	140/80B16	Battlecruise H50
Harley Davidson	FLSTFSE Fat Boy Screamin Eagle (06-07)	06-07		140/75R17	200/55R17	140/75R17	Battlecruise H50	200/55R17	Battlecruise H50
Harley Davidson	FLSTI Heritage Softail	2005		MT90B16	150/80B16	130/90B16	Battlecruise H50	150/80B16	Battlecruise H50
Harley Davidson	FLSTN Softail Deluxe (05-18)	05-18		130/90B16	140/90B16	130/90B16	Battlecruise H50	140/90B16	Battlecruise H50
Harley Davidson	FLSTNI Softail Deluxe	2005		MT90B16	MU85B16	130/90B16	Battlecruise H50	140/90B16	Battlecruise H50
Harley Davidson	FLSTNI Softail Deluxe EFI	2005		MT90B16	MU85B16	130/90B16	Battlecruise H50	140/90B16	Battlecruise H50
Harley Davidson	FLSTNSE Softail Deluxe	2014		MT90B16	MU85B16	130/90B16	Battlecruise H50	140/90B16	Battlecruise H50
Harley Davidson	FLSTS Softail Heritage Springer (03)	03		130/90B16	140/90B16	130/90B16	Battlecruise H50	140/90B16	Battlecruise H50
Harley Davidson	FLSTS Softail Heritage Springer (05-07)	05-07		130/90B16	150/80B16	130/90B16	Battlecruise H50	150/80B16	Battlecruise H50
Harley Davidson	FLTSB Softail Cross Bones (08-11)	08-11		130/90B16	200/55R17	130/90B16	Battlecruise H50	200/55R17	Battlecruise H50
Harley Davidson	FLTSC Softail Springer Classic (05-07)	05-07		130/90B16	150/80B16	130/90B16	Battlecruise H50	150/80B16	Battlecruise H50
Harley Davidson	FLTSCI Softail Springer Classic EFI	2005		MT90B16	150/80B16	130/90B16	Battlecruise H50	150/80B16	Battlecruise H50
Harley Davidson	FLSTU Tour Glide Ultra Classic (82-96)	82-96		130/90B16	130/90B16	130/90B16	Battlecruise H50	130/90B16	Battlecruise H50
Harley Davidson	FLTC Tour Glide Classic (82-96)	82-96		130/90B16	130/90B16	130/90B16	Battlecruise H50	130/90B16	Battlecruise H50
Harley Davidson	FLTR Road Glide (04-08)	04-08		130/90B16	140/90B16	130/90B16	Battlecruise H50	140/90B16	Battlecruise H50
Harley Davidson	FLTR Road Glide (09-13)	09-13		130/80B17	180/65B16	130/80B17	Battlecruise H50	180/65B16	Battlecruise H50
Harley Davidson	FLTR Touring Road Glide Custom (10-18)	10-18		130/70B18	180/65B16	130/70B18	Battlecruise H50	180/65B16	Battlecruise H50
Harley Davidson	FLTRSE Road Glide Screamin Eagle/ CVO (09)	09		130/70B18	180/55B18	130/70B18	Battlecruise H50	180/55B18	Battlecruise H50
Harley Davidson	FLTRU Road Glide Ultra	2015		130/80B17	180/65B16	130/80B17	Battlecruise H50	180/65B16	Battlecruise H50
Harley Davidson	FLTRU Touring Road Glide Ultra (10-18)	10-18		130/80B17	180/65B16	130/80B17	Battlecruise H50	180/65B16	Battlecruise H50
Harley Davidson	FLTRUSE CVO Road Glide (12-18)	12-18		130/70B18	180/55B18	130/70B18	Battlecruise H50	180/55B18	Battlecruise H50
Harley Davidson	FLTRUSE CVO Road Glide (15-18)	15-18		130/80B17	180/65B16	130/80B17	Battlecruise H50	180/65B16	Battlecruise H50
Harley Davidson	FLTRUSE Road Glide Ultra	2015		130/80B17	180/65B16	130/80B17	Battlecruise H50	180/65B16	Battlecruise H50
Harley Davidson	FLTRX Road Glide	2010		130/70B18	180/65B16	130/70B18	Battlecruise H50	180/65B16	Battlecruise H50
Harley Davidson	FLTRX Road Glide (15-18)	15-18		130/90B16	180/65B16	130/90B16	Battlecruise H50	180/65B16	Battlecruise H50
Harley Davidson	FLTRX Road Glide Custom (10-13)	10-13		130/70B18	180/65B16	130/70B18	Battlecruise H50	180/65B16	Battlecruise H50
Harley Davidson	FLTRXS Road Glide Special (16-18)	16-18		130/60B19	180/65B16	130/60B19	Battlecruise H50	180/65B16	Battlecruise H50
Harley Davidson	FLTRXS Touring Road Glide			130/60B19	180/65B16	130/60B19	Battlecruise H50	180/65B16	Battlecruise H50
Harley Davidson	FLTRXSE CVO Road Glide Custom (12)	12		130/60B19	180/55B18	130/60B19	Battlecruise H50	180/55B18	Battlecruise H50
Harley Davidson	FLTRXSE Road Glide			130/60B19	180/55B18	130/60B19	Battlecruise H50	180/55B18	Battlecruise H50
Harley Davidson	FLTRXSE2 CVO Road Glide Custom (12-13)	12-13		130/60B19	180/55B18	130/60B19	Battlecruise H50	180/55B18	Battlecruise H50
Harley Davidson	FLTK Electra Glide Ultra Limited (14-16)	14-16		130/80B17	180/65B16	130/80B17	Battlecruise H50	180/65B16	Battlecruise H50

MOTORCYCLE FITMENT GUIDE

MFG	Model	Year	O.E. Front Tire	O.E. Rear Tire	Recommended		Recommended	
					Front Size	Front Pattern	Rear Size	Rear Pattern
Original Equipment = BOLD								
HARLEY-DAVIDSON (Continued)								
Harley Davidson	FLITKL Electra Glide Ultra Limited Low (09-18)	09-18	130/80B17	180/65B16	130/80B17	Battlecruise H50	180/65B16	Battlecruise H50
Harley Davidson	FXBR Breakout (18)	18	130/60B21	240/40R18	130/60B21	Battlecruise H50	240/40R18	Battlecruise H50
Harley Davidson	FXCFSE CVO Fat Bob (09-10)	09-10	130/90B16	180/70B16	130/90B16	Battlecruise H50	180/70B16	Battlecruise H50
Harley Davidson	FXD Dyna Glide Daytona (92)	92	100/90B19	130/90B16	100/90B19	Battlecruise H50	130/90B16	Battlecruise H50
Harley Davidson	FXD Dyna Super Glide (02-05)	02-05	100/90B19	150/80B16	100/90B19	Battlecruise H50	150/80B16	Battlecruise H50
Harley Davidson	FXD Dyna Super Glide (06-10)	06-10	100/90B19	160/70B17	100/90B19	Battlecruise H50	160/70B17	Battlecruise H50
Harley Davidson	FXD Dyna Super Glide (84-94)	84-94	100/90B19	130/90B16	100/90B19	Battlecruise H50	130/90B16	Battlecruise H50
Harley Davidson	FXD Dyna Super Glide (95-01)	95-01	100/90B19	130/90B16	100/90B19	Battlecruise H50	130/90B16	Battlecruise H50
Harley Davidson	FXDB 103	2013	100/90B19	160/70B17	100/90B19	Battlecruise H50	160/70B17	Battlecruise H50
Harley Davidson	FXDB Dyna Glide Sturgis (91-93)	91-93	100/90B19	130/90B16	100/90B19	Battlecruise H50	130/90B16	Battlecruise H50
Harley Davidson	FXDB Dyna Street Bob (06-18)	06-18	100/90B19	160/70B17	100/90B19	Battlecruise H50	160/70B17	Battlecruise H50
Harley Davidson	FXDBI Dyna Street Bob	2006	100/90-19	160/70B17	100/90-19	Battlecruise H50	160/70B17	Battlecruise H50
Harley Davidson	FXDC 103	2013	100/90B19	160/70B17	100/90B19	Battlecruise H50	160/70B17	Battlecruise H50
Harley Davidson	FXDC Dyna Super Glide Custom	2006	100/90-19	160/70-17	100/90-19	Battlecruise H50	160/70-17	Battlecruise H50
Harley Davidson	FXDC Dyna Super Glide Custom (05)	05	100/90B19	150/80B16	100/90B19	Battlecruise H50	150/80B16	Battlecruise H50
Harley Davidson	FXDC Dyna Super Glide Custom (06-13)	06-13	100/90B19	160/70B17	100/90B19	Battlecruise H50	160/70B17	Battlecruise H50
Harley Davidson	FXDC Dyna Super Glide Custom (91-92)	91-92	100/90B19	130/90B16	100/90B19	Battlecruise H50	130/90B16	Battlecruise H50
Harley Davidson	FXDC Dyna Super Glide Sport (05)	05	100/90B19	150/80B16	100/90B19	Battlecruise H50	150/80B16	Battlecruise H50
Harley Davidson	FXDCI Dyna Super Glide Custom	2006	100/90-19	160/70B17	100/90-19	Battlecruise H50	160/70B17	Battlecruise H50
Harley Davidson	FXDF Dyna Fat Bob (08-18)	08-18	130/90B16	180/70B16	130/90B16	Battlecruise H50	180/70B16	Battlecruise H50
Harley Davidson	FXDI Dyna Super Glide	2006	100/90-19	160/70B17	100/90-19	Battlecruise H50	160/70B17	Battlecruise H50
Harley Davidson	FXDL Dyna Low Rider (02-05)	02-05	100/90B19	150/80B16	100/90B19	Battlecruise H50	150/80B16	Battlecruise H50
Harley Davidson	FXDL Dyna Low Rider (06-09)	06-09	100/90B19	160/70B17	100/90B19	Battlecruise H50	160/70B17	Battlecruise H50
Harley Davidson	FXDL Dyna Low Rider (14-18)	14-18	100/90B19	160/70B17	100/90B19	Battlecruise H50	160/70B17	Battlecruise H50
Harley Davidson	FXDL Dyna Low Rider (93-01)	93-01	100/90B19	130/90B16	100/90B19	Battlecruise H50	130/90B16	Battlecruise H50
Harley Davidson	FXDLI Dyna Glide Low Rider	2006	100/90-19	160/70B17	100/90-19	Battlecruise H50	160/70B17	Battlecruise H50
Harley Davidson	FXDLS Low Rider S	2016	100/90B19	160/70B17	100/90B19	Battlecruise H50	160/70B17	Battlecruise H50
Harley Davidson	FXDR 114	2018	120/70ZR19	240/40R18	120/70ZR19	Battlecruise H50	240/40R18	Battlecruise H50
Harley Davidson	FXDS Convertible	1994	100/90-19	130/90B16	100/90-19	Battlecruise H50	130/90B16	Battlecruise H50
Harley Davidson	FXDSE Dyna Screamin Eagle (07-08)	07-08	80/90-21	160/70B17	80/90-21	Battlecruise H50	160/70B17	Battlecruise H50
Harley Davidson	FXDWG Dyna Wide Glide (02-05)	02-05	80/90-21	150/80B16	80/90-21	Battlecruise H50	150/80B16	Battlecruise H50

MOTORCYCLE FITMENT GUIDE

MFG	Model	Year	O.E. Front Tire	O.E. Rear Tire	Recommended		Recommended	
					Front Size	Front Pattern	Rear Size	Rear Pattern
Original Equipment = BOLD								
HARLEY-DAVIDSON (Continued)								
Harley Davidson	FXDWG Dyna Wide Glide (06-08)	06-08	80/90-21	160/70B17	80/90-21	Battlecruise H50	160/70B17	Battlecruise H50
Harley Davidson	FXDWG Dyna Wide Glide (10-11)	10-11	80/90-21	180/60B17	80/90-21	Battlecruise H50	180/60B17	Battlecruise H50
Harley Davidson	FXDWG Dyna Wide Glide (12-16)	12-16	80/90-21	180/60B17	80/90-21	Battlecruise H50	180/60B17	Battlecruise H50
Harley Davidson	FXDWG Dyna Wide Glide (93-01)	93-01	80/90-21	130/90B16	80/90-21	Battlecruise H50	130/90B16	Battlecruise H50
Harley Davidson	FXDWG2 Dyna Sabre (02)	02	80/90-21	150/80B16	80/90-21	Battlecruise H50	150/80B16	Battlecruise H50
Harley Davidson	FXDWG2 Dyna Switch Blade (01)	01	80/90-21	130/90B16	80/90-21	Battlecruise H50	130/90B16	Battlecruise H50
Harley Davidson	FXDWGI Dyna Wide Glide	2004	MH90-21	15080B16	80/90-21	Battlecruise H50	150/80B16	Battlecruise H50
Harley Davidson	FXDWGI Dyna Wide Glide	2006	MH90-21	160/70B17	80/90-21	Battlecruise H50	160/70B17	Battlecruise H50
Harley Davidson	FXDX Dyna Super Glide Sport (00-04)	00-04	100/90B19	150/80B16	100/90B19	Battlecruise H50	150/80B16	Battlecruise H50
Harley Davidson	FXDX Dyna Super Glide Sport (06-13)	06-13	100/90B19	160/70B17	100/90B19	Battlecruise H50	160/70B17	Battlecruise H50
Harley Davidson	FXDX Dyna Super Glide Sport (91-92)	91-92	100/90B19	160/70B17	100/90B19	Battlecruise H50	160/70B17	Battlecruise H50
Harley Davidson	FXDX Dyna Super Glide Sport (99)	99	100/90B19	130/90B16	100/90B19	Battlecruise H50	130/90B16	Battlecruise H50
Harley Davidson	FXDXT Dyna Super Glide T-Sport	2001	100/90-19	130/90B16	100/90-19	Battlecruise H50	130/90B16	Battlecruise H50
Harley Davidson	FXLR Low Rider Custom (87-94)	87-94	80/90-21	130/90B16	80/90-21	Battlecruise H50	130/90B16	Battlecruise H50
Harley Davidson	FXR Dyna Super Glide (02-05)	02-05	100/90B19	150/80B16	100/90B19	Battlecruise H50	150/80B16	Battlecruise H50
Harley Davidson	FXR Dyna Super Glide (95-01)	95-01	100/90B19	130/90B16	100/90B19	Battlecruise H50	130/90B16	Battlecruise H50
Harley Davidson	FXRD Grand Touring (83-92)	83-92	100/90B19	130/90B16	100/90B19	Battlecruise H50	130/90B16	Battlecruise H50
Harley Davidson	FXRS Low Rider (87-93)	87-93	100/90B19	130/90B16	100/90B19	Battlecruise H50	130/90B16	Battlecruise H50
Harley Davidson	FXRS-CONV Low Rider Convertible (90-93)	90-93	100/90B19	130/90B16	100/90B19	Battlecruise H50	130/90B16	Battlecruise H50
Harley Davidson	FXRS-SP Low Rider Sport Edition (88-93)	88-93	100/90B19	130/90B16	100/90B19	Battlecruise H50	130/90B16	Battlecruise H50
Harley Davidson	FXRT Dyna Glide Sturgis (92-93)	92-93	100/90B19	130/90B16	100/90B19	Battlecruise H50	130/90B16	Battlecruise H50
Harley Davidson	FXRT Sport Glide (18)	18	130/70B18	180/70B16	130/70B18	Battlecruise H50	180/70B16	Battlecruise H50
Harley Davidson	FXRT Sport Glide (83-93)	83-93	100/90B19	130/90B16	100/90B19	Battlecruise H50	130/90B16	Battlecruise H50
Harley Davidson	FXS Low Rider	1981	100/90-19	130/90B16	100/90-19	Battlecruise H50	130/90B16	Battlecruise H50
Harley Davidson	FXS Softail Blackline (11-13)	11-13	80/90-21	140/90B16	80/90-21	Battlecruise H50	140/90B16	Battlecruise H50
Harley Davidson	FXSB Breakout (13-16)	13-16	130/60B21	240/40R18	130/60B21	Battlecruise H50	240/40R18	Battlecruise H50
Harley Davidson	FXSB Low Rider (83-85)	83-85	100/90B19	130/90B16	100/90B19	Battlecruise H50	130/90B16	Battlecruise H50
Harley Davidson	FXSBSE CVO Breakout (13-14)	13-14	130/60B21	240/40R18	130/60B21	Battlecruise H50	240/40R18	Battlecruise H50
Harley Davidson	FXSE CVO Pro Street Breakout	2015	130/60B19	240/40R18	130/60B19	Battlecruise H50	240/40R18	Battlecruise H50
Harley Davidson	FXSH Low Rider Custom (89)	89	80/90-21	130/90B16	80/90-21	Battlecruise H50	130/90B16	Battlecruise H50
Harley Davidson	FXST Softail (03-05)	03-05	80/90-21	150/80B16	80/90-21	Battlecruise H50	150/80B16	Battlecruise H50
Harley Davidson	FXST Softail (06-07)	06-07	80/90-21	200/55R17	80/90-21	Battlecruise H50	200/55R17	Battlecruise H50

MOTORCYCLE FITMENT GUIDE

MFG	Model	Year	O.E.		Recommended		Recommended	
			Front Tire	Rear Tire	Front Size	Front Pattern	Rear Size	Rear Pattern
Original Equipment = BOLD								
HARLEY-DAVIDSON (Continued)								
Harley Davidson	FXST Softail (84-90)	84-90	80/90-21	130/90B16	80/90-21	Battlecruise H50	130/90B16	Battlecruise H50
Harley Davidson	FXSTB Night Train	1998	MH90-21	MT90B16	80/90-21	Battlecruise H50	130/90B16	Battlecruise H50
Harley Davidson	FXSTB Night Train	2008	MH90-21	200/55R17	80/90-21	Battlecruise H50	200/55R17	Battlecruise H50
Harley Davidson	FXSTC Softail Custom (03-05)	03-05	80/90-21	150/80B16	80/90-21	Battlecruise H50	150/80B16	Battlecruise H50
Harley Davidson	FXSTC Softail Custom (06-10)	06-10	80/90-21	200/55R17	80/90-21	Battlecruise H50	200/55R17	Battlecruise H50
Harley Davidson	FXSTC Softail Custom (87-90)	89-90	80/90-21	130/90B16	80/90-21	Battlecruise H50	130/90B16	Battlecruise H50
Harley Davidson	FXSTC Softail Night Train (84-94)	84-94	80/90-21	130/90B16	80/90-21	Battlecruise H50	130/90B16	Battlecruise H50
Harley Davidson	FXSTD Softail Deuce (00-07)	00-07	80/90-21	160/70B17	80/90-21	Battlecruise H50	160/70B17	Battlecruise H50
Harley Davidson	FXSTDSE Screamin Eagle Deuce (03-18)	03-18	80/90-21	160/70B17	80/90-21	Battlecruise H50	160/70B17	Battlecruise H50
Harley Davidson	FXSTI Softail	2005	MH90-21	200/55R17	80/90-21	Battlecruise H50	200/55R17	Battlecruise H50
Harley Davidson	FXSTI Softail Standard	2005	MH90-21	200/55R17	80/90-21	Battlecruise H50	200/55R17	Battlecruise H50
Harley Davidson	FXSTS Springer Softail (03-05)	03-05	80/90-21	150/80B16	80/90-21	Battlecruise H50	150/80B16	Battlecruise H50
Harley Davidson	FXSTS Springer Softail (06-07)	06-07	80/90-21	200/55R17	80/90-21	Battlecruise H50	200/55R17	Battlecruise H50
Harley Davidson	FXSTS Springer Softail (84-94)	84-94	80/90-21	130/90B16	80/90-21	Battlecruise H50	130/90B16	Battlecruise H50
Harley Davidson	FXSTSB Bad Boy	1995	MH90-21	130/90B16	80/90-21	Battlecruise H50	130/90B16	Battlecruise H50
Harley Davidson	FXSTSSE Softail Springer Screamin Eagle (07)	07	80/90-21	200/55R17	80/90-21	Battlecruise H50	200/55R17	Battlecruise H50
Harley Davidson	FXTSB Softail Night Train (03-05)	03-05	80/90-21	150/80B16	80/90-21	Battlecruise H50	150/80B16	Battlecruise H50
Harley Davidson	FXTSB Softail Night Train (06-09)	06-09	80/90-21	200/55R17	80/90-21	Battlecruise H50	200/55R17	Battlecruise H50
Harley Davidson	FXWG Dya Wide Glide (82-86)	82-86	80/90-21	130/90B16	80/90-21	Battlecruise H50	130/90B16	Battlecruise H50
Harley Davidson	Sport Glide	17-20	130/70B18	180/70B16	130/70B18	Battlecruise H50	180/70B16	Battlecruise H50
Harley Davidson	Sportster Super Low (07-18)	07-18	120/70ZR1	150/60ZR1	120/70ZR17	Battlecruise H50	150/60ZR17	Battlecruise H50
Harley Davidson	VRSCAW V-Rod (07-10)	07-10	120/70ZR1	240/40R18	120/70ZR1	Battlecruise H50	240/40R18	Battlecruise H50
Harley Davidson	VRSCDX Night Rod Special (07-18)	07-18	120/70ZR1	240/40R18	120/70ZR1	Battlecruise H50	240/40R18	Battlecruise H50
Harley Davidson	VRSCF V-Rod Muscle (09-18)	09-18	120/70ZR1	240/40R18	120/70ZR1	Battlecruise H50	240/40R18	Battlecruise H50
Harley Davidson	VRSCSE 2 V-Rod Screamin Eagle (06)	06	120/70ZR1	240/40R18	120/70ZR1	Battlecruise H50	240/40R18	Battlecruise H50
Harley Davidson	VRSCX V-Rod (07)	07	120/70ZR1	240/40R18	120/70ZR1	Battlecruise H50	240/40R18	Battlecruise H50
Harley Davidson	XG 750 Street	2016	100/80-17	140/75R15	100/80-17	Battlecruise H50	140/75R15	Battlecruise H50
Harley Davidson	XL 1200 R Roadster	2005	100/90-19	150/80B16	100/90-19	Battlecruise H50	150/80B16	Battlecruise H50
Harley Davidson	XL 1200 X Sportster Forty Eight	2012	130/90B16	150/80B16	130/90B16	Battlecruise H50	150/80B16	Battlecruise H50
Harley Davidson	XL 883 R Sportster	1998	100/90-19	130/90B16	100/90-19	Battlecruise H50	130/90B16	Battlecruise H50
Harley Davidson	XL1200 Sportster (10-18)	10-18	100/90B19	130/90B16	100/90B19	Battlecruise H50	130/90B16	Battlecruise H50
Harley Davidson	XL1200C Sportster Custom (96-03)	96-03	80/90-21	130/90B16	80/90-21	Battlecruise H50	130/90B16	Battlecruise H50
Harley Davidson	XL1200C Sportster 1200 Custom (04-10)	04-10	80/90-21	150/80B16	80/90-21	Battlecruise H50	150/80B16	Battlecruise H50

MOTORCYCLE FITMENT GUIDE

MFG	Model	Year	O.E. Front Tire	O.E. Rear Tire	Recommended		Recommended		
					Front Size	Front Pattern	Rear Size	Rear Pattern	
Original Equipment = BOLD									
HARLEY-DAVIDSON (Continued)									
Harley Davidson	XL1200C Sportster 1200 Custom (11-18)	11-18	130/90B16	150/80B16	130/90B16	Battlecruise H50	150/80B16	Battlecruise H50	
Harley Davidson	XL1200L Sportster Low (06-11)	06-11	100/90B19	150/80B16	100/90B19	Battlecruise H50	150/80B16	Battlecruise H50	
Harley Davidson	XL1200L Sportster Roadster (04-08)	04-08	100/90B19	150/80B16	100/90B19	Battlecruise H50	150/80B16	Battlecruise H50	
Harley Davidson	XL1200N Sportster Nightster (07-12)	07-12	100/90B19	150/80B16	100/90B19	Battlecruise H50	150/80B16	Battlecruise H50	
Harley Davidson	XL1200V Sportster Seventy Two (12-18)	12-18	80/90-21	150/80B16	80/90-21	Battlecruise H50	150/80B16	Battlecruise H50	
Harley Davidson	XL1200X Sportster Forty Eight (10-18)	10-18	130/90B16	150/80B16	130/90B16	Battlecruise H50	150/80B16	Battlecruise H50	
Harley Davidson	XL883 Sportster (04-08)	04-08	100/90B19	150/80B16	100/90B19	Battlecruise H50	150/80B16	Battlecruise H50	
Harley Davidson	XL883C Sportster 883 Custom (04-09)	04-09	80/90-21	150/80B16	80/90-21	Battlecruise H50	150/80B16	Battlecruise H50	
Harley Davidson	XL883C Sportster Custom (96-03)	96-03	80/90-21	130/90B16	80/90-21	Battlecruise H50	130/90B16	Battlecruise H50	
Harley Davidson	XL883L Sportster 883 Low (05-10)	05-10	100/90B19	150/80B16	100/90B19	Battlecruise H50	150/80B16	Battlecruise H50	
Harley Davidson	XL883L Sportster 883 Low /Super Low (11-18)	11-18	120/70ZR1	150/60ZR1	120/70ZR17	Battlecruise H50	150/60ZR17	Battlecruise H50	
Harley Davidson	XL883N Sportster Iron (09-18)	09-18	100/90B19	150/80B16	100/90B19	Battlecruise H50	150/80B16	Battlecruise H50	
Harley Davidson	XL883R Sportster (02-03)	02-03	100/90B19	130/90B16	100/90B19	Battlecruise H50	130/90B16	Battlecruise H50	
Harley Davidson	XL883R Sportster (05-07)	05-07	100/90B19	150/80B16	100/90B19	Battlecruise H50	150/80B16	Battlecruise H50	
Harley Davidson	XL883R Sportster Iron (00-18)	00-18	100/90B19	150/80B16	100/90B19	Battlecruise H50	150/80B16	Battlecruise H50	
Harley Davidson	XLH 1100 Sportster (86-87)	86-87	100/90B19	130/90B16	100/90B19	Battlecruise H50	130/90B16	Battlecruise H50	
Harley Davidson	XLH 1200 Sportster Custom		MH90-21	130/90-16	80/90-21	Battlecruise H50	130/90-16	Battlecruise H50	
Harley Davidson	XLH 883 Sportster (86-03)	86-03	100/90B19	130/90B16	100/90B19	Battlecruise H50	130/90B16	Battlecruise H50	
Harley Davidson	XLH 883 Sportster Deluxe (00-06)	00-06	100/90B19	130/90B16	100/90B19	Battlecruise H50	130/90B16	Battlecruise H50	
Harley Davidson	XLH 883 Sportster Deluxe (91-95)	91-95	100/90B19	130/90B16	100/90B19	Battlecruise H50	130/90B16	Battlecruise H50	
Harley Davidson	XLH 883 Sportster Hugger (86-00)	86-00	100/90B19	130/90B16	100/90B19	Battlecruise H50	130/90B16	Battlecruise H50	
Harley Davidson	XR1000 (83-84)	83-84	100/90B19	130/90B16	100/90B19	Battlecruise H50	130/90B16	Battlecruise H50	
HONDA									
Honda	599	00-13	120/70ZR17	180/55ZR17	120/70ZR17	Battlax S23 / T32	180/55ZR17	Battlax S23 / T32	
Honda	919 - CB900F	02-07	120/70ZR17	180/55ZR17	120/70ZR17	Battlax RS10 / S23 / T32	180/55ZR17	Battlax RS10 / S23 / T32	
Honda	CB 1	1990	110/70ZR17	150/60ZR17	110/70ZR17	Battlax S22	150/60ZR17	Battlax S22	
Honda	CB 1100 EK	2017	O.E. 110/80R18	140/70R18	110/80R18	Battlax BT54	140/70R18	Battlax BT54	
Honda	CB(R)500F / R / X	13-18	120/70ZR17	160/60ZR17	120/70ZR17	Battlax S23 / T32 / AX41	160/60ZR17	Battlax S23 / T32 / AX41	
Honda	CB1000R	11-15	O.E. 120/70ZR17	180/55ZR17	120/70ZR17	Battlax BT015 "L" / T32	180/55ZR17	Battlax BT015 "L" / T32	
Honda	CB1000R	2018	O.E. 120/70ZR17	190/55ZR17	120/70ZR17	Battlax S23 / T32	190/55ZR17	Battlax S23 / T32	
Honda	CB1100	13-17	O.E. 110/80R18	140/70R18	110/80R18	Battlax BT54	140/70R18	Battlax BT54	
Honda	CB300R	2018	110/70R17	150/60R17	110/70R17	Battlax S22	150/60R17	Battlax S22	
Honda	CB450 Nighthawk	85-86	100/90-19	130/90-16	100/90-19	Battlax BT46	130/90-16	Battlax BT46	
Honda	CB650	79-82	3.50-19	4.50-17	100/90-19	Battlax BT46	130/90-17	Battlax BT46	

MOTORCYCLE FITMENT GUIDE

MFG	Model	Year	O.E.		Recommended		Recommended	
			Front Tire	Rear Tire	Front Size	Front Pattern	Rear Size	Rear Pattern
Original Equipment = BOLD								
HONDA (Continued)								
Honda	CB650C Custom	80-81	3.50-19	130/90-16	100/90-19	Battlax BT46	130/90-16	Battlax BT46
Honda	CB650F	14-20	120/70ZR17	180/55ZR17	120/70ZR17	Battlax S23 / T32	180/55ZR17	Battlax S23 / T32
Honda	CB650SC Nighthawk	82-85	3.50-19	130/90-16	100/90-19	Battlax BT46	130/90-16	Battlax BT46
Honda	CB700SC Nighthawk	84-86	110/90-16	130/90-16	110/90-16	Battlax BT45	130/90-16	Battlax BT45
Honda	CB750 / K	69-76	3.25-19	4.00-18	100/90-19	Battlax BT46	110/90-18	Battlax BT46
Honda	CB750 Nighthawk	91-03	110/80-18	140/70-17	110/80-18	Battlax BT46	140/70-17	Battlax BT46
Honda	CB750C	80-82	110/90-19	130/90-16	110/90-19	Battlax BT46	130/90-16	Battlax BT46
Honda	CB750K	80-82	3.50-19	4.50-17	100/90-19	Battlax BT46	120/90-17	Battlax BT46
Honda	CB900C	80-82	110/90-19	130/90-16	110/90-19	Battlax BT46	130/90-16	Battlax BT46
Honda	CB900F	81-82	3.50-19	4.25-18	100/90-19	Battlax BT46	110/90-18	Battlax BT46
Honda	CBR1000	06-20	120/70ZR17	160/60ZR17	120/70ZR17	Battlax S23 / T32	160/60ZR17	Battlax S23 / T32
Honda	CBR1000F	89-96	120/70ZR17	170/60ZR17	120/70ZR17	Battlax T32	170/60ZR17	Battlax T32
Honda	CBR1000RR	04-07	120/70ZR17	190/50ZR17	120/70ZR17	Battlax RS10 / S23 / T32	190/50ZR17	Battlax RS10 / S23 / T32
Honda	CBR1000RR	08-11	120/70ZR17	190/50ZR17	120/70ZR17	Battlax RS10 / S23 / T32	190/50ZR17	Battlax RS10 / S23 / T32
Honda	CBR1000RR	12-15	O.E. 120/70ZR17	190/50ZR17	120/70ZR17	Battlax S20 "G" / RS10 / S23 / T32	190/50ZR17	Battlax S20 "G" / RS10 / S23 / T32
Honda	CBR1000RR	16-19	120/70ZR17	190/50ZR17	120/70ZR17	Battlax S20 "G" / RS10 / S23 / T32	190/50ZR17	Battlax S20 "G" / RS10 / S23 / T32
Honda	CBR1100XX Blackbird	97-03	120/70ZR17	180/55ZR17	120/70ZR17	Battlax S23 / T32	180/55ZR17	Battlax S23 / T32
Honda	CBR250R	12-13	110/70-17	140/70-17	110/70-17	Battlax BT46	140/70-17	Battlax BT46
Honda	CBR300F / R	15-17	110/70-17	140/70-17	110/70-17	Battlax BT46	140/70-17	Battlax BT46
Honda	CBR600 F4	99-00	120/70ZR17	180/55ZR17	120/70ZR17	Battlax RS10 / S23 / T32	180/55ZR17	Battlax RS10 / S23 / T32
Honda	CBR600 F4i	01-06	120/70ZR17	180/55ZR17	120/70ZR17	Battlax RS10 / S23 / T32	180/55ZR17	Battlax RS10 / S23 / T32
Honda	CBR600F Hurricane	87-90	110/80-17	130/80-17	110/80-17	Battlax BT46	130/80-17	Battlax BT46
Honda	CBR600F2 / F3	91-98	120/60ZR17	160/60ZR17	120/60ZR17	Battlax S23 / T32	160/60ZR17	Battlax S23 / T32
Honda	CBR600RR	03-20	120/70ZR17	180/55ZR17	120/70ZR17	Battlax RS10 / S23 / T32	180/55ZR17	Battlax RS10 / S23 / T32
Honda	CBR650F / R	14-18	120/70ZR17	180/55ZR17	120/70ZR17	Battlax RS10 / S23 / T32	180/55ZR17	Battlax RS10 / S23 / T32
Honda	CBR900RR	92-99	130/70ZR16	180/55ZR17	130/70ZR16	Battlax S23	180/55ZR17	Battlax S23
Honda	CBR929RR	00-01	120/70ZR17	190/50ZR17	120/70ZR17	Battlax RS10 / S23 / T32	190/50ZR17	Battlax RS10 / S23 / T32
Honda	CBR954RR	02-03	120/70ZR17	190/50ZR17	120/70ZR17	Battlax RS10 / S23 / T32	190/50ZR17	Battlax RS10 / S23 / T32
Honda	CBX	79-80	3.50-19	4.25-18	100/90-19	Battlax BT46	110/90-18	Battlax BT46
Honda	CMX 500 A Rebel	2017	130/90B16	150/80B16	130/90B16	Exedra Max	150/80B16	Exedra Max
Honda	CMX250 Rebel	09-16	O.E. 3.00-18	130/90-15	3.00-18	Exedra L303A	130/90-15	Exedra L303A
Honda	CRF 1000 L Africa Twin - all	15-20	90/90-21	150/70R18	90/90-21	Battlax Adventure A41 / AX41	150/70R18	Battlax Adventure A41 / AX41
Honda	CRF 250 Rally	2016	3.00-21	90/90-21	120/80-18	Battlax Adventurecross AX41	120/80-28	Battlax Adventurecross AX41
Honda	CRF230M	2009	110/70-17	130/70-17	110/70-17	Battlax BT46	130/70-17	Battlax BT46
Honda	CTX1300	2014	O.E. 130/70R18	200/50R17	130/70R18	Exedra G853 "F"	200/50R17	Exedra G853 "F"
Honda	CTX700	14-15	O.E. 120/70ZR17	160/60ZR17	120/70ZR17	Battlax BT023 "G" / T32	160/60ZR17	Battlax BT023 "G" / T32
Honda	GB500	89-90	90/90-18	110/90-18	90/90-18	Battlax BT46	110/90-18	Battlax BT46
Honda	GL1500 Goldwing	88-00	130/70-18	160/80-16	130/70-18	Exedra G701 Touring	160/80-16	Exedra G701 Touring
Honda	GL1500C Valkyrie / Tour	96-03	150/80R17	180/70R16	150/80R17	Exedra G701	180/70R16	Exedra G701
Honda	GL1800 Goldwing	01-10	130/70R18	180/60R16	130/70R18	Exedra G709	180/60R16	Exedra G709
Honda	GL1800 Goldwing	18-20	O.E. 130/70R18	200/55R16	130/70R18	Exedra G853 "G"	200/55R16	Exedra G852 "G"
Honda	GL1800 Goldwing / F6B	12-16	O.E. 130/70R18	180/60R16	130/70R18	Exedra G709	180/60R16	Exedra G709
Honda	GL500I Silverwing	81-82	100/90-19	130/90-16	100/90-19	Battlax BT46	130/90-16	Battlax BT46
Honda	Grom	14-20	120/70-12	130/70-12	120/70-12	Battlax SC	130/70-12	Battlax SC
Honda	NC700X	12-13	O.E. 120/70ZR17	160/60ZR17	120/70ZR17	Battlax BT023 "G" / T32 / AX41S	160/60ZR17	Battlax BT023 "G" / T32 / AX41S

MOTORCYCLE FITMENT GUIDE

MFG	Model	Year	O.E.		Recommended		Recommended	
			Front Tire	Rear Tire	Front Size	Front Pattern	Rear Size	Rear Pattern
Original Equipment = BOLD								
HONDA (Continued)								
Honda	NC700X	14-15	120/70ZR17	160/60ZR17	120/70ZR17	Battlax T32 / AX41S	160/60ZR17	Battlax T32 / AX41S
Honda	NC750X	16-20	120/70ZR17	160/60ZR17	120/70ZR17	BW501 "G" / A41 / AX41S	160/60ZR17	BW501 "G" / A41 / AX41S
Honda	NM4	15-16	120/70ZR18	200/50ZR17	120/70ZR18	Exedra MAX	200/50ZR17	Exedra MAX
Honda	NR750	1992	130/70ZR16	180/55ZR17	130/70ZR16	Battlax S23	180/55ZR17	Battlax S23
Honda	NT650 Hawk GT	88-91	110/80-17	150/70-17	110/80-17	Battlax BT46	150/70-17	Battlax BT46
Honda	NT700V	10-11	120/70ZR17	150/70ZR17	120/70ZR17	Battlax T32	150/70ZR17	Battlax T32
Honda	NX 650 Dominator	1991	90/90-21	120/90-17	90/90-21	TW41 / Battlax Adventurecross AX41	120/90-17	TW41 / Battlax Adventurecross AX41
Honda	RC213V-S	2015	120/70ZR17	190/55ZR17	120/70ZR17	Battlax RS10 / S23 / T32	190/55ZR17	Battlax RS10 / S23 / T32
Honda	RVF750R RC45	1994	130/70ZR16	190/50ZR17	130/70ZR16	Battlax S23	190/50ZR17	Battlax S23
Honda	RVT1000R RC51	00-06	120/70ZR17	190/50ZR17	120/70ZR17	Battlax RS10 / S23 / T32	190/50ZR17	Battlax RS10 / S23 / T32
Honda	Shadow 750	2005	120/90-17	160/80-15	120/90-17	Exedra MAX	160/80-15	Exedra MAX
Honda	Shadow 750	2012	90/90-21	160/80-15	90/90-21	Exedra MAX	160/80-15	Exedra MAX
Honda	ST1100 (ABS)	96-02	120/70ZR18	160/70ZR17	120/70ZR18	Battlax T32 "GT"	160/70ZR17	Battlax T32
Honda	ST1100 (non-ABS)	91-02	O.E. 110/80-18	160/70-17	110/80-18	Exedra G547	160/70-17	Exedra G547
Honda	ST1300	03-12	O.E. 120/70ZR18	170/60ZR17	120/70ZR18	Battlax BT020 "F" / T32 "GT"	170/60ZR17	Battlax BT020 "F" / T32 "GT"
Honda	VF1000F Interceptor	84-86	120/80-16	140/80-17	120/80-16	Battlax BT46	140/80-17	Battlax BT46
Honda	VF1100S Sabre	84-85	110/90-18	130/90-17	110/90-18	Battlax BT46	130/90-17	Battlax BT46
Honda	VF500C Magna	84-85	100/90-18	130/90-16	100/90-18	Battlax BT46	130/90-16	Battlax BT46
Honda	VF500F Interceptor	84-86	100/90-16	110/90-18	100/90-16	Battlax BT46	110/90-18	Battlax BT46
Honda	VF700C Magna	1986	110/90-18	140/90-15	110/90-18	Exedra MAX	140/90-15	Exedra MAX
Honda	VF700C Magna	84-85	110/90-18	130/90-16	110/90-18	Battlax BT46	130/90-16	Battlax BT46
Honda	VF700F Interceptor	84-85	120/80-16	130/80-18	120/80-16	Battlax BT46	130/80-18	Battlax BT46
Honda	VF700S Sabre	84-85	110/90-18	130/90-17	110/90-18	Battlax BT46	130/90-17	Battlax BT46
Honda	VF750C Magna	82-83	110/90-18	130/90-16	110/90-18	Battlax BT46	130/90-16	Battlax BT46
Honda	VF750F Interceptor	83-84	120/80-16	130/80-18	120/80-16	Battlax BT46	130/80-18	Battlax BT46
Honda	VF750S Sabre	82-83	110/90-18	130/90-17	110/90-18	Battlax BT46	130/90-17	Battlax BT46
Honda	VFR1200	2013	120/70ZR17	190/55ZR17	120/70ZR17	Battlax T32 "GT"	190/55ZR17	Battlax T32 "GT"
Honda	VFR1200X Cross Tourer	2011	110/80R19	150/70R17	110/80R19	Battlax Adventure A41 / AX41	150/70R17	Battlax Adventure A41 / AX41
Honda	VFR700 Interceptor	86-87	110/90-16	130/80-18	110/90-16	Battlax BT46	130/80-18	Battlax BT46
Honda	VFR750F Interceptor	1998	120/70ZR17	180/55ZR17	120/70ZR17	Battlax S23 / T32	180/55ZR17	Battlax S23 / T32
Honda	VFR750F Interceptor	90-97	120/70ZR17	170/60ZR17	120/70ZR17	Battlax T32	170/60ZR17	Battlax T32
Honda	VFR750F2 Interceptor	1986	110/90-16	130/80-18	110/90-16	Battlax BT46	130/80-18	Battlax BT46
Honda	VFR800F	99-15	120/70ZR17	180/55ZR17	120/70ZR17	Battlax S23 / T32	180/55ZR17	Battlax S23 / T32
Honda	VT 1100 C	1995	110/90-19	170/80B15	110/90-19	Exedra MAX	170/80B15	Exedra MAX
Honda	VT 600 C Shadow	1993	100/90-19	170/80-15	100/90-19	Exedra Max	170/80B15	Exedra Max
Honda	VT 750 C	2007	120/90-17	160/80-15	120/90-17	Exedra Max	160/80-15	Exedra Max
Honda	VT 750 CS	2009	120/90-17	160/80-15	120/90-17	Exedra Max	160/80-15	Exedra Max
Honda	VT 750 S	2010	100/90-19	150/80-16	100/90-19	Exedra MAX	150/80B16	Exedra MAX
Honda	VT1100C Shadow	85-86	110/90-18	140/90-15	110/90-18	Exedra MAX	140/90-15	Exedra MAX
Honda	VT500C Shadow	83-86	100/90-18	130/90-16	100/90-18	Battlax BT46	130/90-16	Battlax BT46
Honda	VT600C Shadow VLX / DLX	88-07	100/90-19	170/80-15	100/90-19	Exedra MAX	170/80B15	Exedra MAX
Honda	VT750 Ace	98-03	O.E. 120/90-17	170/80-15	120/90-17	Exedra G701 / Exedra MAX	170/80-15	Exedra G701 / Exedra MAX
Honda	VT750 Aero	04-16	O.E. 120/90-17	160/80-15	120/90-17	Exedra G701 / Exedra MAX	160/80-15	Exedra G701 / Exedra MAX
Honda	VT750C2 Shadow Spirit 750	07-14	O.E. 90/90-21	160/80-15	90/90-21	Exedra G701 / Exedra MAX	160/80-15	Exedra G701 / Exedra MAX
Honda	VT750C2B Shadow Phantom 750	10-16	O.E. 120/90-17	160/80-15	120/90-17	Exedra G701 / Exedra MAX	160/80-15	Exedra G701 / Exedra MAX

MOTORCYCLE FITMENT GUIDE

MFG	Model	Year	O.E. Front Tire	O.E. Rear Tire	Recommended		Recommended		
					Front Size	Front Pattern	Rear Size	Rear Pattern	
Original Equipment = BOLD									
HONDA (Continued)									
Honda	V750DC Shadow Spirit 750	01-07	O.E. 110/80-19	160/80-15	110/80-19	Exedra G515 (G)	160/80-15	Exedra G515 (G)	
Honda	V750RS	11-13	100/90-19	150/80-16	100/90-19	Exedra MAX	150/80B16	Exedra MAX	
Honda	VTR1000 Super Hawk	97-06	120/70ZR17	180/55ZR17	120/70ZR17	Battlax RS10 / S23 / T32	180/55ZR17	Battlax RS10 / S23 / T32	
Honda	VTR250 Interceptor	1988	110/90-16	120/80-17	110/90-16	Battlax BT46	120/80-17	Battlax BT46	
Honda	VTX1300 C	04-09	110/90-19	170/80-15	110/90-19	Exedra MAX	170/80B15	Exedra MAX	
Honda	VTX1300 Sabre	10-13	O.E. 90/90-21	170/80-15	90/90-21	Exedra G701 "F" / Exedra MAX	170/80-15	Exedra G701 "F" / Exedra MAX	
Honda	VTX1300 Stataline/ Interstate	10-16	O.E. 140/80-17	170/80-15	140/80-17	Exedra L309 "F"	170/80-15	Exedra L309 "F"	
Honda	VTX1800C	02-07	130/70R18	180/70R16	130/70ZR18	Exedra Max	180/70R16	Exedra Max	
HUSQVARNA									
Husqvarna	Nuda 900	2011	120/70ZR17	180/55ZR17	120/70ZR17	Battlax RS10 / S23 / T32	180/55ZR17	Battlax RS10 / S23 / T32	
Husqvarna	Nuda 900R	2011	120/70ZR17	180/55ZR17	120/70ZR17	Battlax RS10 / S23 / T32	180/55ZR17	Battlax RS10 / S23 / T32	
Husqvarna	Svartpilen 401	18-20	110/70R17	150/60R17	110/70R17	Battlax S22 / T33	150/60R17	Battlax S22 / T33	
Husqvarna	Svartpilen 701	18-20	110/80R18	160/60R17	110/80R18	Battlax T32	160/60ZR17	Battlax T32	
Husqvarna	Vitpilen 401	18-20	110/70R17	150/60R17	110/70R17	Battlax S22 / T32	150/60R17	Battlax S22 / T32	
Husqvarna	Vitpilen 701	18-20	120/70ZR17	160/60ZR17	120/70ZR17	Battlax S23 / T34	160/60ZR17	Battlax S23 / T34	
INDIAN									
Indian	Chief	2018	130/90B16	180/65B16	130/90B16	Battlecruise H50	180/65B16	Battlecruise H50	
Indian	Chief Blackhawk / Dark	2011	130/90B16	150/80B16	130/90B16	Battlecruise H50	150/80B16	Battlecruise H50	
Indian	Chief Bomber	2010	130/90B16	150/80B16	130/90B16	Battlecruise H50	150/80B16	Battlecruise H50	
Indian	Chief Classic	10-13	130/90B16	150/80B16	130/90B16	Battlecruise H50	150/80B16	Battlecruise H50	
Indian	Chief Classic	14-18	130/90B16	180/65B16	130/90B16	Battlecruise H50	180/65B16	Battlecruise H50	
Indian	Chief Dark Horse	10-13	130/90B16	150/80B16	130/90B16	Battlecruise H50	150/80B16	Battlecruise H50	
Indian	Chief Dark Horse	10-13	130/90B16	150/80B16	130/90B16	Battlecruise H50	150/80B16	Battlecruise H50	
Indian	Chief Dark Horse	16-18	130/90B16	180/65B16	130/90B16	Battlecruise H50	180/65B16	Battlecruise H50	
Indian	Chief Deluxe	2009	130/90B16	150/80B16	130/90B16	Battlecruise H50	150/80B16	Battlecruise H50	
Indian	Chief Roadmaster	09-11	130/90B16	150/80B16	130/90B16	Battlecruise H50	150/80B16	Battlecruise H50	
Indian	Chief Standard	2009	130/90B16	150/80B16	130/90B16	Battlecruise H50	150/80B16	Battlecruise H50	
Indian	Chief Vintage	09-13	130/90B16	150/80B16	130/90B16	Battlecruise H50	150/80B16	Battlecruise H50	
Indian	Chief Vintage	14-15	130/90B16	180/65B16	130/90B16	Battlecruise H50	180/65B16	Battlecruise H50	
Indian	Chief Vintage	14-18	130/90B16	180/65B16	130/90B16	Battlecruise H50	180/65B16	Battlecruise H50	
Indian	FTR 1200	2019	120/70R19	150/70R18	120/70R19	Battlax Adventure A41	150/70R18	Battlax Adventure A41	
Indian	FTR 1200 S	2019	120/70R19	150/70R18	120/70R19	Battlax Adventure A41	150/70R18	Battlax Adventure A41	
Indian	FTR 1200 S Race Replica	2019	120/70R19	150/70R18	120/70R19	Battlax Adventure A41	150/70R18	Battlax Adventure A41	
Indian	Scout	15-18	130/90-16	150/80B16	130/90-16	Battlecruise H50	150/80B16	Battlecruise H50	
Indian	Scout Bobber	2018	130/90-16	150/80-16	130/90-16	Battlecruise H50	150/80-16	Battlecruise H50	
Indian	Scout Bobber Jack Daniel's	2018	130/90-16	150/80-16	130/90-16	Battlecruise H50	150/80-16	Battlecruise H50	
Indian	Scout Sixty	16-18	130/90-16	150/80-16	130/90-16	Battlecruise H50	150/80-16	Battlecruise H50	
KAWASAKI									
Kawasaki	1500/1600 Vulcan Mean Streak	02-08	130/70R17	170/60R17	130/70R17	Exedra MAX	170/60ZR17	Exedra MAX	
Kawasaki	Concours 14	08-17	O.E. 120/70ZR17	190/50ZR17	120/70ZR17	Battlax BT021 "U" / T32 "GT"	190/50ZR17	Battlax BT021 "U" / T32 "GT"	
Kawasaki	EN500 Vulcan LTD	90-09	100/90-19	140/90-15	100/90-19	Exedra MAX	140/90-15	Exedra MAX	
Kawasaki	ER-6n (650)	09-11	120/70ZR17	160/60ZR17	120/70ZR17	Battlax S23 / T32	160/60ZR17	Battlax S23 / T32	
Kawasaki	EK250 Ninja	08-09	O.E. 110/70-17	130/70-17	110/70-17	Battlax BT45 / BT46	130/70-17	Battlax BT45 / BT46	

MOTORCYCLE FITMENT GUIDE

MFG	Model	Year	O.E.		Recommended		Recommended	
			Front Tire	Rear Tire	Front Size	Front Pattern	Rear Size	Rear Pattern
Original Equipment = BOLD								
KAWASAKI (Continued)								
Kawasaki	EX250 Ninja	10-12	110/70-17	130/70-17	110/70-17	Battlax BT46	130/70-17	Battlax BT46
Kawasaki	EX300 Ninja	13-16	110/70-17	140/70-17	110/70-17	Battlax BT46	140/70-17	Battlax BT46
Kawasaki	EX500 Ninja	94-09	110/70-17	130/70-17	110/70-17	Battlax BT46	130/70-17	Battlax BT46
Kawasaki	H2	15-18	O.E. 120/70ZR17	200/55ZR17	120/70ZR17	Battlax RS10 "J" / S23 / T32	200/55ZR17	Battlax RS10 "J" / S23 / T32
Kawasaki	KZ1000 - R1	82-83	100/90-19	120/90-18	100/90-19	Battlax BT46	120/90-18	Battlax BT46
Kawasaki	KZ1000P	82-83	110/90-18	120/90-18	110/90-18	Battlax BT46	120/90-18	Battlax BT46
Kawasaki	KZ1100	81-83	3.50-19	130/90-16	100/90-19	Battlax BT46	130/90-16	Battlax BT46
Kawasaki	KZ1100 GPZ	1982	100/90-19	120/90-18	100/90-19	Battlax BT46	120/90-18	Battlax BT46
Kawasaki	KZ550GPZ	82-83	3.25-19	4.00-18	100/90-19	Battlax BT46	110/90-18	Battlax BT46
Kawasaki	KZ650CSR	81-83	3.25-19	130/90-16	100/90-19	Battlax BT46	130/90-16	Battlax BT46
Kawasaki	KZ700A1 / A2 LTD	84-85	100/90-19	120/90-18	100/90-19	Battlax BT46	120/90-18	Battlax BT46
Kawasaki	KZ750 / 4 Spectre / LTD	82-83	100/90-19	130/90-16	100/90-19	Battlax BT46	130/90-16	Battlax BT46
Kawasaki	KZ750 / 4E	80-82	3.25-19	4.00-18	100/90-19	Battlax BT46	110/90-18	Battlax BT46
Kawasaki	KZ750Z / 4 LTD	80-82	3.25-19	130/90-16	100/90-19	Battlax BT46	130/90-16	Battlax BT46
Kawasaki	Ninja 1000	14-16	O.E. 120/70ZR17	190/50ZR17	120/70ZR17	Battlax S20 "N" / S23 / T32	190/50ZR17	Battlax S20 "N" / S23 / T32
Kawasaki	Ninja 250 SL	2014	100/80-17	130/70-17	100/80-17	Battlax BT46	130/70-17	Battlax BT46
Kawasaki	Ninja 300 ABS	2017	110/70-17	140/70-17	110/70-17	Battlax BT46	140/70-17	Battlax BT46
Kawasaki	Ninja 400	2017	110/70R17	150/60R17	110/70R17	Battlax S22	150/60R17	Battlax S22
Kawasaki	Ninja 650 ABS	2017	120/70ZR17	160/60ZR17	120/70ZR17	Battlax S23 / T32	160/60ZR17	Battlax S23 / T32
Kawasaki	Ninja 650R	10-16	120/70ZR17	160/60ZR17	120/70ZR17	Battlax S23 / T32	160/60ZR17	Battlax S23 / T32
Kawasaki	Ninja H2 SX SE	2017	120/70ZR17	190/55ZR17	120/70ZR17	Battlax S23 / T32	190/55ZR17	Battlax S23 / T32
Kawasaki	Versys 1000	11-15	120/70ZR17	180/55ZR17	120/70ZR17	Battlax S23 / T32 / AX41S	180/55ZR17	Battlax S23 / T32 / AX41S
Kawasaki	Versys 1000 LT	15-17	O.E. 120/70ZR17	180/55ZR17	120/70ZR17	Battlax T30 "F" / T32 "GT"	180/55ZR17	Battlax T30 "F" / T32 "GT"
Kawasaki	Versys 650	07-17	120/70ZR17	160/60ZR17	120/70ZR17	Battlax S23 / T32	160/60ZR17	Battlax S23 / T32
Kawasaki	VN 1500 Classic Tourer	1998	150/80-16	150/80-16	150/80-16	Exedra MAX	150/80B16	Exedra MAX
Kawasaki	VN 1600 Classic Tourer	2006	150/80-16	170/70B16	150/80-16	Exedra MAX	170/70B16	Exedra MAX
Kawasaki	VN 1600 Mean Streak	2006	130/70R17	170/60R17	130/70R17	Exedra MAX	170/60ZR17	Exedra MAX
Kawasaki	VN1500 Vulcan Classic / FI	96-08	130/90-16	150/80B16	130/90B16	Exedra MAX	150/80B16	Exedra MAX
Kawasaki	VN1500 Vulcan Drifter	99-05	130/90-16	150/80B16	130/90B16	Exedra MAX	150/80B16	Exedra MAX
Kawasaki	VN1500 Vulcan Nomad FI	98-04	150/80-16	150/80B16	150/80-16	Exedra MAX	150/80B16	Exedra MAX
Kawasaki	VN1600 Classic	03-08	130/90-16	170/70B16	130/90B16	Exedra MAX	170/70B16	Exedra MAX
Kawasaki	VN1600 Nomad	05-08	O.E. 150/80-16	170/70B16	150/80-16	Exedra G721 / Exedra Max	170/70B16	Exedra G721 / Exedra Max
Kawasaki	VN1700 (all models)	09-17	O.E. 130/90-16	170/70B16	130/90-16	Exedra G721 "E" / Exedra Max	170/70B16	Exedra G721 "E" / Exedra Max
Kawasaki	VN2000 Vulcan (all models)	04-10	O.E. 150/80VR16	200/60VR16	150/80VR16	Battlax BT020	200/60VR16	Battlax BT020
Kawasaki	VN750 Vulcan also (95-VN700A1)	86-06	100/90-19	150/90-15	100/90-19	Exedra MAX	150/90B15	Exedra MAX
Kawasaki	VN900 Vulcan Classic (all models)	06-17	130/90-16	180/70-15	130/90-16	Exedra MAX	180/70-15	Exedra MAX
Kawasaki	VN900 Vulcan Custom	07-17	80/90-21	180/70-15	80/90-21	Exedra MAX	180/70-15	Exedra MAX
Kawasaki	VN900B Classic SE	11-17	O.E. 130/90-16	180/70-15	130/90-16	Exedra G721 "G" WW / Exedra Max	180/70-15	Exedra G721 "G" WW / Exedra Max
Kawasaki	W 800	2018	100/90-18	130/80-18	100/90-18	Battlax BT46	130/80-18	Battlax BT46
Kawasaki	W650	00-02	100/90-19	130/80-18	100/90-19	Battlax BT46	130/80-18	Battlax BT46
Kawasaki	Z 900 ABS	2016	120/70ZR17	180/55ZR17	120/70ZR17	Battlax S23 / T32	180/55ZR17	Battlax S23 / T32
Kawasaki	Z 900 RS	2017	120/70ZR17	180/55ZR17	120/70ZR17	Battlax S23 / T32	180/55ZR17	Battlax S23 / T32
Kawasaki	Z 900 RS Café	2017	120/70ZR17	180/55ZR17	120/70ZR17	Battlax S23 / T32	180/55ZR17	Battlax S23 / T32
Kawasaki	Z1000	13-16	120/70ZR17	190/50ZR17	120/70ZR17	Battlax S23 / T32	190/50ZR17	Battlax S23 / T32

MOTORCYCLE FITMENT GUIDE

MFG	Model	Year		O.E.	O.E.	Recommended		Recommended	
				Front Tire	Rear Tire	Front Size	Front Pattern	Rear Size	Rear Pattern
Original Equipment = BOLD									
KAWASAKI (Continued)									
Kawasaki	Z1000 Ninja	11-13	O.E.	120/70ZR17	190/50ZR17	120/70ZR17	Battlax BT016 "B" / S23 / T32	190/50ZR17	Battlax BT016 "B" / S23 / T32
Kawasaki	Z1R	78-80		3.25-19	4.00-18	100/90-19	Battlax BT46	110/90-18	Battlax BT46
Kawasaki	Z650	2017		120/70ZR17	160/60ZR17	120/70ZR17	Battlax S23 / T32	160/60ZR17	Battlax S23 / T32
Kawasaki	Z-750S	05-06		120/70ZR17	180/55ZR17	120/70ZR17	Battlax S23 / T32	180/55ZR17	Battlax S23 / T32
Kawasaki	Z800	2016		120/70ZR17	180/55ZR17	120/70ZR17	Battlax S23 / T32	180/55ZR17	Battlax S23 / T32
Kawasaki	ZR550 Zephyr	90-91		110/80-17	140/70-18	110/80-17	Battlax BT46	140/70-18	Battlax BT46
Kawasaki	ZR-7 & ZR-7S	02-03		120/70ZR17	160/60ZR17	120/70ZR17	Battlax S23 / T32	160/60ZR17	Battlax S23 / T32
Kawasaki	ZRX1100	99-00		120/70ZR17	170/60ZR17	120/70ZR17	Battlax T32	170/60ZR17	Battlax T32
Kawasaki	ZRX1200	01-05		120/70ZR17	180/55ZR17	120/70ZR17	Battlax S23 / T32	180/55ZR17	Battlax S23 / T32
Kawasaki	ZX1000A Ninja	86-87		120/80-16	150/80-16	120/80-16	Battlax BT46	150/80-16	Battlax BT46
Kawasaki	ZX10R	04-05		120/70ZR17	190/50ZR17	120/70ZR17	Battlax RS10 / S23 / T32	190/50ZR17	Battlax RS10 / S23 / T32
Kawasaki	ZX10R	06-10		120/70ZR17	190/55ZR17	120/70ZR17	Battlax RS11 / S23 / T32	190/55ZR17	Battlax RS11 / S23 / T32
Kawasaki	ZK10R	11-15	O.E.	120/70ZR17	190/55ZR17	120/70ZR17	Battlax BT016 "C" / RS11 / S23 / T32	190/55ZR17	Battlax BT016 "C" / RS11 / S23 / T32
Kawasaki	ZK10RR	16-17	O.E.	120/70ZR17	190/55ZR17	120/70ZR17	Battlax RS10 "L" / RS11 / S23 / T32	190/55ZR17	Battlax RS10 "L" / RS11 / S23 / T32
Kawasaki	ZX1100A GPZ	83-84		110/90-18	130/90-17	110/90-18	Battlax BT46	130/90-17	Battlax BT46
Kawasaki	ZX1100C / D / ZX11 Ninja	90-95		120/70ZR17	170/60ZR17	120/70ZR17	Battlax T32	170/60ZR17	Battlax T32
Kawasaki	ZX1100C / D ZX-11	98-01		120/70ZR17	180/55ZR17	120/70ZR17	Battlax S23 / T32	180/55ZR17	Battlax S23 / T32
Kawasaki	ZX1100E / GPZ	95-96		120/70ZR17	180/55ZR17	120/70ZR17	Battlax S23 / T32	180/55ZR17	Battlax S23 / T32
Kawasaki	ZK14	06-11	O.E.	120/70ZR17	190/50ZR17	120/70ZR17	Battlax BT014 "SL" / T32 "GT"	190/50ZR17	Battlax BT014 "SL" / T32 "GT"
Kawasaki	ZK14	12-17	O.E.	120/70ZR17	190/50ZR17	120/70ZR17	Battlax S20 "E" / T32 "GT"	190/50ZR17	Battlax S20 "E" / T32 "GT"
Kawasaki	ZX600A1-A3 / B1 Ninja	85-87		110/90-16	130/90-16	110/90-16	Battlax BT46	130/90-16	Battlax BT46
Kawasaki	ZX600D / E ZX6 Ninja	93-04		120/60ZR17	160/60ZR17	120/60ZR17	Battlax S23 / T32	160/60ZR17	Battlax S23 / T32
Kawasaki	ZX636	03-06		120/60ZR17	180/55ZR17	120/60ZR17	Battlax RS10 / S23 / T32	180/55ZR17	Battlax RS10 / S23 / T32
Kawasaki	ZX636R	13-17	O.E.	120/70ZR17	180/55ZR17	120/70ZR17	Battlax S20 "J" / RS10 / S23 / T32	180/55ZR17	Battlax S20 "J" / RS10 / S23 / T32
Kawasaki	ZX-6R	07-08		120/70ZR17	180/55ZR17	120/70ZR17	Battlax RS10 / S23 / T32	180/55ZR17	Battlax RS10 / S23 / T32
Kawasaki	ZX-6R	09-12		120/70ZR17	180/55ZR17	120/70ZR17	Battlax RS10 / S23 / T32	180/55ZR17	Battlax RS10 / S23 / T32
Kawasaki	ZX-6R	2019	O.E.	120/70ZR17	180/55ZR17	120/70ZR17	Battlax S22	180/55ZR17	Battlax S22
Kawasaki	ZX750 GPZ / Turbo	83-85		110/90-18	130/80-18	110/90-18	Battlax BT46	130/80-18	Battlax BT46
Kawasaki	ZX750 Ninja	1985		110/90-18	130/80-18	110/90-18	Battlax BT46	130/80-18	Battlax BT46
Kawasaki	ZX-7R / 7RR	91-03		120/70ZR17	180/55ZR17	120/70ZR17	Battlax RS10 / S23 / T32	180/55ZR17	Battlax RS10 / S23 / T32
Kawasaki	ZX900A1 / A2 Ninja	84-86		120/80-16	130/80-18	120/80-16	Battlax BT46	130/80-18	Battlax BT46
Kawasaki	ZX9R	00-03		120/70ZR17	190/50ZR17	120/70ZR17	Battlax RS10 / S23 / T32	190/50ZR17	Battlax RS10 / S23 / T32
Kawasaki	ZX9R	94-99		120/70ZR17	180/55ZR17	120/70ZR17	Battlax RS10 / S23 / T32	180/55ZR17	Battlax RS10 / S23 / T32
Kawasaki	ZZR1200R	02-05		120/70ZR17	180/55ZR17	120/70ZR17	Battlax S23 / T32	180/55ZR17	Battlax S23 / T32
KTM									
KTM	1050 Adventure	2014		110/80R19	150/70R17	110/80R19	Battlax Adventure A41 / AX41	150/70R17	Battlax Adventure A41 / AX41
KTM	1090 Adventure	2016		110/80R19	150/70ZR18	110/80R19	Battlax Adventure A41 / AX41	150/70ZR18	Battlax Adventure A41 / AX41
KTM	1090 Adventure L	2017		110/80R19	150/70R17	110/80R19	Battlax Adventure A41 / AX41	150/70R17	Battlax Adventure A41 / AX41
KTM	1090 Adventure R			90/90-21	150/70ZR18	90/90-21	Battlax Adventure A41 / AX41	150/70ZR18	Battlax Adventure A41 / AX41
KTM	1190/1290 Adventure / T	15-17		120/70ZR19	170/60ZR17	120/70ZR19	Battlax Adventure A41 / AX41S / AX41	170/60ZR17	Battlax Adventure A41 / AX41S / AX41
KTM	1190RC8 / R	08-15		120/70ZR17	190/55ZR17	120/70ZR17	Battlax RS11 / S23 / T32	190/55ZR17	Battlax RS11 / S23 / T32
KTM	1290 Super Duke / R	14-17		120/70ZR17	190/55ZR17	120/70ZR17	Battlax RS11 / S23 / T32	190/55ZR17	Battlax RS11 / S23 / T32
KTM	1290 Super Duke GT	16-17		120/70ZR17	190/55ZR17	120/70ZR17	Battlax RS11 / S23 / T32	190/55ZR17	Battlax RS11 / S23 / T32

MOTORCYCLE FITMENT GUIDE

MFG	Model	Year	O.E.		Recommended		Recommended	
			Front Tire	Rear Tire	Front Size	Front Pattern	Rear Size	Rear Pattern
Original Equipment = BOLD								
KTM (Continued)								
KTM	390 Duke / RC	15-17	110/70ZR17	150/60ZR17	110/70ZR17	Battlax S22	150/60ZR17	Battlax S22
KTM	690 Duke	12-17	120/70ZR17	160/60ZR17	120/70ZR17	Battlax S23 / T32	160/60ZR17	Battlax S23 / T32
KTM	690 Duke R	09-15	120/70ZR17	160/60ZR17	120/70ZR17	Battlax S23 / T32	160/60ZR17	Battlax S23 / T32
KTM	790 Adventure	2018	90/90-21	150/70R18	90/90-21	Battlax Adventure A41 / AX41	150/70R18	Battlax Adventure A41 / AX41
KTM	790 Adventure R	2018	90/90-21	150/70R18	90/90-21	Battlax Adventure A41 / AX41	150/70R18	Battlax Adventure A41 / AX41
KTM	790 Duke	2018	120/70ZR17	180/55ZR17	120/70ZR17	Battlax RS10 / S23 / T32	180/55ZR17	Battlax RS10 / S23 / T32
KTM	950 Adventure	05-08	90/90-21	150/70-18	90/90-21	Battlax Adventure A41 / AX41	150/70-18	Battlax Adventure A41 / AX41
KTM	950 DUKE	2005	120/70ZR17	180/55ZR17	120/70ZR17	Battlax RS10 / S23 / T32	180/55ZR17	Battlax RS10 / S23 / T32
KTM	990 Adventure	2008	90/90-21	150/70-18	90/90-21	Battlax Adventure A41 / AX41	150/70-18	Battlax Adventure A41 / AX41
KTM	990 Adventure EFI	2007	90/90-21	150/70-18	90/90-21	Battlax Adventure A41 / AX41	150/70-18	Battlax Adventure A41 / AX41
KTM	990 SMT	11-13	120/70ZR17	180/55ZR17	120/70ZR17	Battlax S23 / T32	180/55ZR17	Battlax S23 / T32
KTM	990 Super Duke	07-09	120/70ZR17	180/55ZR17	120/70ZR17	Battlax RS10 / S23 / T32 / AX41S	180/55ZR17	Battlax RS10 / S23 / T32 / AX41S
SUZUKI								
Suzuki	Burgman 650 - all	02-15	120/70R15	160/60R14	120/70R15	Battlax Scooter SC2 / SC2 Rain	160/60R14	Battlax Scooter SC2 / SC2 Rain
Suzuki	C 800 Intruder	2013	130/90-16	170/80-15	130/90B16	Exedra MAX	170/80B15	Exedra MAX
Suzuki	C109R/RT Boulevard	08-09	D.E. 150/80R16	240/55R16	150/80R16	Exedra G853 "E" / Exedra MAX	240/55R16	Exedra G853 "E" / Exedra MAX
Suzuki	C90 Boulevard (all)	13-16	D.E. 130/80R17	200/60R16	130/80R17	Exedra G853 "G"	200/60R16	Exedra G853 "G"
Suzuki	C90T Boulevard	05-09	D.E. 150/80-16	180/70-15	150/80-16	Exedra G703 "J" WW	180/70-15	Exedra G703 "J" WW
Suzuki	DL1000 V-Strom	03-12	D.E. 110/80R19	150/70R17	110/80R19	TW101 "F" / A41 / T32 / AX41	150/70R17	TW101 "F" / A41 / T32 / AX41
Suzuki	DL1000 V-Strom / Adventure	14-20	D.E. 110/80R19	150/70R17	110/80R19	BW501 "J" / A41 / T32 / AX41	150/70R17	BW501 "J" / A41 / T32 / AX41
Suzuki	DL650 V-Strom	04-16	D.E. 110/80R19	150/70R17	110/80R19	TW101 "J" / A41 / T32 / AX41	150/70R17	TW101 "J" / A41 / T32 / AX41
Suzuki	DL650 V-Strom	2017	D.E. 110/80R19	150/70R17	110/80R19	A41 "F" / T32 / AX41	150/70R17	A41 "F" / T32 / AX41
Suzuki	DR-Z 400 SM Supermoto	06-19	120/70R17	140/70R17	120/70ZR17	Battlax S22	140/70R17	Battlax S22
Suzuki	GS1000GL	1981	3.50-19	130/90-16	110/90-19	Battlax BT46	130/90-16	Battlax BT46
Suzuki	GS1000S	79-80	3.50-19	4.00-18	110/90-19	Battlax BT46	110/90-18	Battlax BT46
Suzuki	GS1100GK	83-84	110/90-19	130/90-16	110/90-19	Battlax BT46	130/90-16	Battlax BT46
Suzuki	GS1100GL	82-83	100/90-19	130/90-16	100/90-19	Battlax BT46	130/90-16	Battlax BT46
Suzuki	GS1150E / ES	84-86	110/90-16	130/90-17	110/90-16	Battlax BT46	130/90-17	Battlax BT46
Suzuki	GS500E / F / X	88-09	110/70-17	130/70-17	110/70-17	Battlax BT46	130/70-17	Battlax BT46
Suzuki	GS750S Katana	1983	3.25-19	4.00-18	100/90-19	Battlax BT46	110/90-18	Battlax BT46
Suzuki	GS850GL	81-84	100/90-19	130/90-16	100/90-19	Battlax BT46	130/90-16	Battlax BT46
Suzuki	GSF 650 Bandit	2009	120/70ZR17	160/60ZR17	120/70ZR17	Battlax S23 / T32	160/60ZR17	Battlax S23 / T32
Suzuki	GSF1200S Bandit / ABS	97-05	120/70ZR17	180/55ZR17	120/70ZR17	Battlax S23 / T32	180/55ZR17	Battlax S23 / T32
Suzuki	GSF1250FA Bandit / ABS	11-12	D.E. 120/70ZR17	180/55ZR17	120/70ZR17	Battlax BT021 "AA" / S23 / T32	180/55ZR17	Battlax BT021 "AA" / S23 / T32
Suzuki	GSF1250S Bandit / ABS	07-09	120/70ZR17	180/55ZR17	120/70ZR17	Battlax S23 / T32	180/55ZR17	Battlax S23 / T32
Suzuki	GSF1250S Bandit / ABS	2016	120/70ZR17	180/55ZR17	120/70ZR17	Battlax S23 / T32	180/55ZR17	Battlax S23 / T32
Suzuki	GSF400 Bandit	91-93	110/80-17	150/70-17	110/80-17	Battlax BT46	150/70-17	Battlax BT46
Suzuki	GSF600 Bandit	00-01	120/60ZR17	160/60ZR17	120/60ZR17	Battlax S23 / T32	160/60ZR17	Battlax S23 / T32
Suzuki	GSX1100F Katana	88-95	120/80-16	150/80-16	120/80-16	Battlax BT46	150/80-16	Battlax BT46
Suzuki	GSK1300RX Hayabusa	99-07	D.E. 120/70ZR17	190/50ZR17	120/70ZR17	Battlax BT015 "M" / S23 / T32	190/50ZR17	Battlax BT015 "M" / S23 / T32
Suzuki	GSK1340R Hayabusa	08-20	D.E. 120/70ZR17	190/50ZR17	120/70ZR17	Battlax BT015 "M" / S23 / T32	190/50ZR17	Battlax BT015 "M" / S23 / T32
Suzuki	GSX600 Katana	00-06	120/70ZR17	150/70ZR17	120/70ZR17	Battlax T32	150/70ZR17	Battlax T32
Suzuki	GSX600F Katana	88-97	110/80-17	140/80-17	110/80-17	Battlax BT46	140/80-17	Battlax BT46
Suzuki	GSX650F	08-09	120/70ZR17	160/60ZR17	120/70ZR17	Battlax S23 / T32	160/60ZR17	Battlax S23 / T32
Suzuki	GSX750 Katana	00-06	120/70ZR17	150/70ZR17	120/70ZR17	Battlax T32	150/70ZR17	Battlax T32

MOTORCYCLE FITMENT GUIDE

MFG	Model	Year	O.E. Front Tire	O.E. Rear Tire	Recommended		Recommended	
					Front Size	Front Pattern	Rear Size	Rear Pattern
Original Equipment = BOLD								
SUZUKI (Continued)								
Suzuki	GSX750F Katana	89-97	110/80-17	150/70-17	110/80-17	Battlax BT46	150/70-17	Battlax BT46
Suzuki	GSXR1000	01-08	120/70ZR17	190/50ZR17	120/70ZR17	Battlax RS10 / S23 / T32	190/50ZR17	Battlax RS10 / S23 / T32
Suzuki	GSXR1000	09-11	120/70ZR17	190/50ZR17	120/70ZR17	Battlax RS10 / S23 / T32	190/50ZR17	Battlax RS10 / S23 / T32
Suzuki	GSXR1000	12-16	O.E. 120/70ZR17	190/50ZR17	120/70ZR17	Battlax S20 "F" / S21 / RS10	190/50ZR17	Battlax S20 "F" / S21 / RS10
Suzuki	GSXR1000 ABS / R	2017	O.E. 120/70ZR17	190/55ZR17	120/70ZR17	Battlax RS10 "F" / S23 / T32	190/55ZR17	Battlax RS10 "F" / S23 / T32
Suzuki	GSXR1100	91-98	120/70ZR17	180/55ZR17	120/70ZR17	Battlax RS10 / S23 / T32	180/55ZR17	Battlax RS10 / S23 / T32
Suzuki	GSXR600	11-20	O.E. 120/70ZR17	180/55ZR17	120/70ZR17	Battlax BT016 "AA" / RS10 / S23 / T32	180/55ZR17	Battlax BT016 "AA" / RS10 / S23 / T32
Suzuki	GSXR600	97-09	120/70ZR17	180/55ZR17	120/70ZR17	Battlax RS10 / S23 / T32	180/55ZR17	Battlax RS10 / S23 / T32
Suzuki	GSXR750	00-10	120/70ZR17	180/55ZR17	120/70ZR17	Battlax RS10 / S23 / T32	180/55ZR17	Battlax RS10 / S23 / T32
Suzuki	GSXR750	11-20	O.E. 120/70ZR17	180/55ZR17	120/70ZR17	Battlax BT016 "B" RS10 / S23 / T32	180/55ZR17	Battlax BT016 "B" RS10 / S23 / T32
Suzuki	GSXR750	86-87	110/80-18	140/70-18	110/80-18	Battlax BT46	140/70-18	Battlax BT46
Suzuki	GSXR750W / X	96-99	120/70ZR17	190/50ZR17	120/70ZR17	Battlax RS10 / S23 / T32	190/50ZR17	Battlax RS10 / S23 / T32
Suzuki	GSXS1000 / F	16-20	120/70ZR17	190/50ZR17	120/70ZR17	Battlax RS10 / S23 / T32	190/50ZR17	Battlax RS10 / S23 / T32
Suzuki	GSXS750	2016	O.E. 120/70ZR17	180/55ZR17	120/70ZR17	Battlax BT016 "E" / S23 / T31	180/55ZR17	Battlax BT016 "E" / S23 / T31
Suzuki	GSXS750 / ABS	2018	O.E. 120/70ZR17	180/55ZR17	120/70ZR17	Battlax S21 "G" / S23 / T32	180/55ZR17	Battlax S21 "G" / S23 / T32
Suzuki	GV1400 Calvacade	85-89	130/90-16	150/90-15	130/90B16	Exedra MAX	150/90B15	Exedra MAX
Suzuki	GW250 / F	13-17	110/80-17	140/70-17	110/80-17	Battlax BT46	140/70-17	Battlax BT46
Suzuki	HAYABUSA	2022	O.E. 120/70ZR17	190/50ZR17	120/70ZR17	BATTLAX S22	190/50ZR17	BATTLAX S22
Suzuki	Katana	19-20	120/70ZR17	190/50ZR17	120/70ZR17	Battlax S23 / T32	190/50ZR17	Battlax S23 / T32
Suzuki	M 800 Intruder - all	06-13	130/90-16	170/80-15	130/90B16	Exedra MAX	170/80B15	Exedra MAX
Suzuki	M90 Boulevard	09-16	O.E. 120/70ZR18	200/50ZR17	120/70ZR18	Exedra G853 "G" / Exedra MAX	200/50ZR17	Exedra G853 "G" / Exedra MAX
Suzuki	RF 900 R		120/70ZR17	170/60ZR17	120/70ZR17	Battlax T32	170/60ZR17	Battlax T32
Suzuki	RF600R	94-96	120/70ZR17	160/60ZR17	120/70ZR17	Battlax S23 / T32	160/60ZR17	Battlax S23 / T32
Suzuki	SV650 / Gladius	09-15	120/70ZR17	160/60ZR17	120/70ZR17	Battlax S23 / T32	160/60ZR17	Battlax S23 / T32
Suzuki	SV1000	03-07	120/70ZR17	180/55ZR17	120/70ZR17	Battlax RS10 / S23 / T32	180/55ZR17	Battlax RS10 / S23 / T32
Suzuki	SV650 / ABS	2017	120/70ZR17	160/60ZR17	120/70ZR17	Battlax S23 / T32	160/60ZR17	Battlax S23 / T32
Suzuki	SV650/SF	99-08	120/60ZR17	160/60ZR17	120/60ZR17	Battlax S23 / T32	160/60ZR17	Battlax S23 / T32
Suzuki	TL1000 (all)	97-03	120/70ZR17	190/50ZR17	120/70ZR17	Battlax RS10 / S23 / T32	190/50ZR17	Battlax RS10 / S23 / T32
Suzuki	TU250	12-16	90/90-18	110/90-18	90/90-18	Battlax BT46	110/90-18	Battlax BT46
Suzuki	VanVan 200	15-20	130/80-18	180/80-14	130/80-18	Trail Wing TW31	180/80-14	Trail Wing TW31
Suzuki	VLX1500 / Boulevard C90	98-09	O.E. 150/80B16	180/70-15	150/80-16	Exedra G703 "F" / Exedra MAX	180/70-15	Exedra G703 "F" / Exedra MAX
Suzuki	VL800 Volusia / Boulevard C50	01-17	130/90-16	170/80-15	130/90B16	Exedra MAX	170/80B15	Exedra MAX
Suzuki	VLR 1800 Intruder	2008	150/80R16	240/55R16	150/80R16	Exedra Max	240/55R16	Exedra Max
Suzuki	VS1400 Intruder / BLVD S83	87-08	110/90-19	170/80-15	110/90-19	Exedra MAX	170/80B15	Exedra MAX
Suzuki	VS700 Intruder	85-87	100/90-19	140/90-15	100/90-19	Exedra MAX	140/90-15	Exedra MAX
Suzuki	VS750 Intruder	87-91	80/90-21	140/90-15	80/90-21	Exedra MAX	140/90-15	Exedra MAX
Suzuki	VS800 Intruder / Boulevard S50	00-09	100/90-19	140/90-15	110/90-19	Exedra MAX	140/90-15	Exedra MAX
Suzuki	VS800GL / X Intruder	92-99	80/90-21	140/90-15	80/90-21	Exedra MAX	140/90-15	Exedra MAX
Suzuki	VX800	90-93	110/80-18	150/70-17	110/80-18	Battlax BT46	150/70-17	Battlax BT46
Suzuki	VZ 1500	2008	120/70ZR18	200/50ZR17	120/70ZR18	Exedra Max	200/50ZR17	Exedra Max
Suzuki	VZ 1600 Marauder	2006	130/70R17	170/60R17	130/70R17	Exedra Max	170/60ZR17	Exedra Max
Suzuki	VZ800 / Boulevard M50	05-16	130/90-16	170/80-15	130/90B16	Exedra MAX	170/80B15	Exedra MAX
Suzuki	VZ800W / X Marauder	98-04	130/90-16	150/90-15	130/90B16	Exedra MAX	150/90B15	Exedra MAX

MOTORCYCLE FITMENT GUIDE

MFG	Model	Year	O.E.		Recommended		Recommended	
			Front Tire	Rear Tire	Front Size	Front Pattern	Rear Size	Rear Pattern
Original Equipment = BOLD								
TRIUMPH								
Triumph	America	11-16		130/90-16	170/80B15	130/90B16	Exedra MAX	170/80B15 Exedra MAX
Triumph	Bonneville	02-09	O.E.	100/90-19	130/80-17	100/90-19	Battlax BT45 / BT46	130/80-17 Battlax BT45 / BT46
Triumph	Daytona 1000	1993		120/70ZR17	160/60ZR18	120/70ZR17	Battlax T32	160/60ZR18 Battlax T32
Triumph	Daytona 1200	1993		120/70ZR17	160/60ZR18	120/70ZR17	Battlax T32	160/60ZR17 Battlax T32
Triumph	Daytona 1200 / SP	94-99		120/70ZR17	180/55ZR17	120/70ZR17	Battlax S23 / T32	180/55ZR17 Battlax S23 / T32
Triumph	Daytona 600	2004		120/70ZR17	180/55ZR17	120/70ZR17	Battlax RS10 / S23 / T32	180/55ZR17 Battlax RS10 / S23 / T32
Triumph	Daytona 650	2004		120/70ZR17	180/55ZR17	120/70ZR17	Battlax RS10 / S23 / T32	180/55ZR17 Battlax RS10 / S23 / T32
Triumph	Daytona 675 / R	06-17		120/70ZR17	180/55ZR17	120/70ZR17	Battlax RS10 / S23 / T32	180/55ZR17 Battlax RS10 / S23 / T32
Triumph	Daytona 750	1992		120/70ZR17	160/60ZR18	120/70ZR17	Battlax T32	160/60ZR18 Battlax T32
Triumph	Daytona 900	95-96		120/70ZR17	180/55ZR17	120/70ZR17	Battlax S23 / T32	180/55ZR17 Battlax S23 / T32
Triumph	Daytona 955	2003		120/70ZR17	190/50ZR17	120/70ZR17	Battlax RS10 / S23 / T32	190/50ZR17 Battlax RS10 / S23 / T32
Triumph	Daytona Super III	1994		120/70ZR17	180/55ZR17	120/70ZR17	Battlax RS10 / S23 / T32	180/55ZR17 Battlax RS10 / S23 / T32
Triumph	Daytona Super III 900	94-96		120/70ZR17	180/55ZR17	120/70ZR17	Battlax S23 / T32	180/55ZR17 Battlax S23 / T32
Triumph	Daytona T595 / 900 / 955i	97-06		120/70ZR17	190/50ZR17	120/70ZR17	Battlax RS10 / S23 / T32	190/50ZR17 Battlax RS10 / S23 / T32
Triumph	Scrambler	06-15	O.E.	100/90-19	130/80-17	100/90-19	TW101 / A41 / AX41	130/80-17 TW101 / A41 / AX41
Triumph	Scrambler 1200 XC / XE	2018		90/90-21	150/70R17	90/90-21	Battlax Adventure A41 / AX41	150/70R17 Battlax Adventure A41 / AX41
Triumph	Speed Four	2002		120/70ZR17	180/55ZR17	120/70ZR17	Battlax RS10 / S23 / T32	180/55ZR17 Battlax RS10 / S23 / T32
Triumph	Speed Triple 1050	05-10		120/70ZR17	180/55ZR17	120/70ZR17	Battlax S23 / T32	180/55ZR17 Battlax S23 / T32
Triumph	Speed Triple 1050 / R / S	11-18		120/70ZR17	190/55ZR17	120/70ZR17	Battlax S23 / T32	190/55ZR17 Battlax S23 / T32
Triumph	Speed Triple 900	95-96		120/70ZR17	180/55ZR17	120/70ZR17	Battlax S23 / T32 / AX41S	180/55ZR17 Battlax S23 / T32 / AX41S
Triumph	Speed Triple R / RS / S	2016		120/70ZR17	180/55ZR17	120/70ZR17	Battlax RS10 / S23 / T32 / AX41S	180/55ZR17 Battlax RS10 / S23 / T32 / AX41S
Triumph	Speed Triple T509 / 955	97-04		120/70ZR17	190/50ZR17	120/70ZR17	Battlax S23 / T32	190/50ZR17 Battlax S23 / T32
Triumph	Speed Twin	2018		120/70ZR17	160/60ZR17	120/70ZR17	Battlax S23 / T32	160/60ZR17 Battlax S23 / T32
Triumph	Speedmaster	11-16		100/90-19	170/80B15	100/90-19	Exedra MAX	170/80B15 Exedra MAX
Triumph	Sprint / ST 955	99-04		120/70ZR17	180/55ZR17	120/70ZR17	Battlax S23 / T32	180/55ZR17 Battlax S23 / T32
Triumph	Sprint 900	94-97		120/70ZR17	170/60ZR17	120/70ZR17	Battlax T32	170/60ZR17 Battlax T32
Triumph	Sprint GT 1050	11-12		120/70ZR17	180/55ZR17	120/70ZR17	Battlax T32 / T32 "GT"	180/55ZR17 Battlax T32 / T32 "GT"
Triumph	Sprint ST 1050	06-10		120/70ZR17	180/55ZR17	120/70ZR17	Battlax T32 / T32 "GT"	180/55ZR17 Battlax T32 / T32 "GT"
Triumph	Street Triple 675 / R	08-17		120/70ZR17	180/55ZR17	120/70ZR17	Battlax RS10 / S23 / T32 / AX41S	180/55ZR17 Battlax RS10 / S23 / T32 / AX41S
Triumph	Thruxton	04-16		110/90-18	130/80-17	110/90-18	Battlax BT46	130/80-17 Battlax BT46
Triumph	Thruxton 1200 / R / TFC	15-19		120/70ZR17	160/60ZR17	120/70ZR17	Battlax S23 / T32	160/60ZR17 Battlax S23 / T32
Triumph	Thunderbird LT	14-16		150/80R16	180/70R16	150/80R16	Exedra MAX	180/70R16 Exedra MAX
Triumph	Thunderbird Sport 900	98-00		120/70ZR17	160/70ZR17	120/70ZR17	Battlax T32	160/70ZR17 Battlax T32
Triumph	Thunderbird Storm 1600/1700	12-16		120/70ZR19	200/50ZR17	120/70ZR19	Exedra MAX	200/50ZR17 Exedra MAX
Triumph	Tiger 1050 / SE	07-12		120/70ZR17	180/55ZR17	120/70ZR17	Battlax T32 / A41 / AX41S	180/55ZR17 Battlax T32 / A41 / AX41S
Triumph	Tiger 1050 Sport	12-16		120/70ZR17	180/55ZR17	120/70ZR17	Battlax T32 / A41 / AX41S	180/55ZR17 Battlax T32 / A41 / AX41S
Triumph	Tiger 1200 XCA / XCX / XR / XR / XRT / XRX	15-17		120/70R17	120/70ZR17	170/60R17	Battlax Adventure A41 / AX41	170/60R17 Battlax Adventure A41 / AX41
Triumph	Tiger 800	2010		100/90-19	150/70R17	100/90-19	Battlax Adventurecross AX41	150/70-17 Battlax Adventurecross AX41
Triumph	Tiger 800 XC	12-16	O.E.	90/90-21	150/70R17	90/90-21	BW501 "G" - bias ply / AX41	150/70R17 BW501 "G" - bias ply / AX41
Triumph	Tiger 800 XCA / XCX	14-17		90/90-21	150/70R17	90/90-21	Battlax Adventurecross AX41	150/70-17 Battlax Adventurecross AX41
Triumph	Tiger 800 XR / XRT / XRX / XRX Low	14-17		100/90-19	150/70R17	100/90-19	Battlax Adventurecross AX41	150/70-17 Battlax Adventurecross AX41
Triumph	Tiger 955	2005		110/80R19	150/70R17	110/80R19	Battlax Adventure A41 / AX41	150/70R17 Battlax Adventure A41 / AX41
Triumph	Tiger Explorer (all)	12-17		110/80R19	150/70R17	110/80R19	Battlax A41 / T32 / AX41	150/70R17 Battlax A41 / T32 / AX41
Triumph	Tiger Explorer / XC	11-12		110/80-19	150/70-17	110/80-19	Battlax Adventurecross AX41	150/70-17 Battlax Adventurecross AX41

MOTORCYCLE FITMENT GUIDE

MFG	Model	Year	O.E.		Recommended		Recommended	
			Front Tire	Rear Tire	Front Size	Front Pattern	Rear Size	Rear Pattern
Original Equipment = BOLD								
TRIUMPH (Continued)								
Triumph	Trident 750	95-96	120/70ZR17	160/60ZR18	120/70ZR17	Battlax T32	160/60ZR18	Battlax T32
Triumph	Trident 900	95-98	120/70ZR17	160/60ZR18	120/70ZR17	Battlax T32	160/60ZR18	Battlax T32
Triumph	Trophy 1200	95-03	120/70ZR17	170/60ZR17	120/70ZR17	Battlax T32 "GT"	170/60ZR17	Battlax T32 "GT"
Triumph	Trophy 1200 SE	13-16	120/70ZR17	190/55ZR17	120/70ZR17	Battlax T32 "GT"	190/55ZR17	Battlax T32 "GT"
Triumph	Trophy 1215	2012	120/70ZR17	190/55ZR17	120/70ZR17	Battlax T32 "GT"	190/55ZR17	Battlax T32 "GT"
Triumph	Trophy 900	95-01	120/70ZR17	170/60ZR17	120/70ZR17	Battlax T32	170/60ZR17	Battlax T32
Triumph	TT 600	2000	120/70ZR17	180/55ZR17	120/70ZR17	Battlax RS10 / S23 / T32	180/55ZR17	Battlax RS10 / S23 / T32
VICTORY								
Victory	Boardwalk	13-14	130/90B16	150/80B16	130/90B16	Battlecruise H50	150/80B16	Battlecruise H50
Victory	Gunner	14-17	130/90B16	140/90B16	130/90B16	Battlecruise H50	140/90B16	Battlecruise H50
Victory	High Ball	11-14	130/90B16	150/80B16	130/90B16	Battlecruise H50	150/80B16	Battlecruise H50
Victory	High Ball	15-17	130/90B16	140/90B16	130/90B16	Battlecruise H50	140/90B16	Battlecruise H50
Victory	Judge	12-16	130/90B16	140/90B16	130/90B16	Battlecruise H50	140/90B16	Battlecruise H50
Victory	Kingpin	04-12	130/70B18	180/55B18	130/70B18	Battlecruise H50	180/55B18	Battlecruise H50
Victory	Kingpin 8-Ball	08-11	130/70B18	180/55B18	130/70B18	Battlecruise H50	180/55B18	Battlecruise H50
Victory	Kingpin Deluxe	05-06	130/70B18	180/55B18	130/70B18	Battlecruise H50	180/55B18	Battlecruise H50
Victory	Kingpin Low	2009	130/70B18	180/55B18	130/70B18	Battlecruise H50	180/55B18	Battlecruise H50
Victory	Kingpin Tour	07-09	130/70B18	180/55B18	130/70B18	Battlecruise H50	180/55B18	Battlecruise H50
Victory	Ness Signature Kingpin	2005	130/70B18	180/55B18	130/70B18	Battlecruise H50	180/55B18	Battlecruise H50
Victory	Octane	2016	130/70-18	160/70-17	130/70B18	Battlecruise H50	160/70B17	Battlecruise H50
YAMAHA								
Yamaha	FJ-09	15-17	120/70ZR17	180/55ZR17	120/70ZR17	Battlax S23 / T32	180/55ZR17	Battlax S23 / T32
Yamaha	FJ1100	84-85	120/80-16	150/80-16	120/80-16	Battlax BT46	150/80-16	Battlax BT46
Yamaha	FJ1200	86-88	120/80-16	150/80-16	120/80-16	Battlax BT46	150/80-16	Battlax BT46
Yamaha	FJ600	84-85	90/90-18	110/90-18	90/90-18	Battlax BT46	110/90-18	Battlax BT46
Yamaha	FJR1300	08-12 O.E.	120/70ZR17	180/55ZR17	120/70ZR17	Battlax T32 "GT"	180/55ZR17	Battlax T32 "GT"
Yamaha	FJR1300 / ES	13-15 O.E.	120/70ZR17	180/55ZR17	120/70ZR17	Battlax BT023 "F" / T32 "GT"	180/55ZR17	Battlax BT023 "F" / T32 "GT"
Yamaha	FZ-07	14-17 O.E.	120/70ZR17	180/55ZR17	120/70ZR17	Battlax BT023 "F" / S23 / T32	180/55ZR17	Battlax BT023 "F" / S23 / T32
Yamaha	FZ-09	14-17 O.E.	120/70ZR17	180/55ZR17	120/70ZR17	Battlax S20 "M" / S23 / T32	180/55ZR17	Battlax S20 "M" / S23 / T32
Yamaha	FZ1	01-05	120/70ZR17	180/55ZR17	120/70ZR17	Battlax RS10 / S23 / T32	180/55ZR17	Battlax RS10 / S23 / T32
Yamaha	FZ1	06-15	120/70ZR17	190/50ZR17	120/70ZR17	Battlax RS10 / S23 / T32	190/50ZR17	Battlax RS10 / S23 / T32
Yamaha	FZ-10	2017 O.E.	120/70ZR17	190/55ZR17	120/70ZR17	Battlax S20 "W" / RS11 / S23 / T32	190/55ZR17	Battlax S20 "W" / RS11 / S23 / T32
Yamaha	FZ6	04-09	120/70ZR17	180/55ZR17	120/70ZR17	Battlax S23 / T32	180/55ZR17	Battlax S23 / T32
Yamaha	FZ600	86-88	110/90-16	120/80-18	110/90-16	Battlax BT46	120/80-18	Battlax BT46
Yamaha	FZ6R	09-17	120/70ZR17	160/60ZR17	120/70ZR17	Battlax S23 / T32	160/60ZR17	Battlax S23 / T32
Yamaha	FZ750	85-88	120/80-16	130/80-18	120/80-16	Battlax BT46	130/80-18	Battlax BT46
Yamaha	FZ8	11-13 O.E.	120/70ZR17	180/55ZR17	120/70ZR17	Battlax BT021 "BB" / S23 / T32	180/55ZR17	Battlax BT021 "BB" / S23 / T32
Yamaha	FZR1000	87-88	120/70ZR17	160/60ZR18	120/70ZR17	Battlax T32	160/60ZR18	Battlax T32
Yamaha	FZR1000	89-95	120/70ZR17	170/60R17	120/70ZR17	Battlax T32	170/60R17	Battlax T32
Yamaha	FZR600	1989	110/70-17	130/70-18	110/70-17	Battlax BT46	130/70-18	Battlax BT46
Yamaha	FZR750	87-88	120/70ZR17	160/60ZR18	120/70ZR17	Battlax T32	160/60ZR18	Battlax T32
Yamaha	FZR750R OW01	1990	120/70ZR17	170/60ZR17	120/70ZR17	Battlax T32	170/60ZR17	Battlax T32
Yamaha	MT-07	18-20 O.E.	120/70ZR17	180/55ZR17	120/70ZR17	Battlax BT023 "F" / S23 / T32	180/55ZR17	Battlax BT023 "F" / S23 / T32
Yamaha	MT-09	18-21 O.E.	120/70ZR17	180/55ZR17	120/70ZR17	Battlax S20 "M" / S23 / T32	180/55ZR17	Battlax S20 "M" / S23 / T32
Yamaha	Niken	19-20 O.E.	120/70R15	190/55R17	120/70R15	Battlax Adventure A41 "G2"	190/55R17	Battlax Adventure A41 "G2"
Yamaha	Road Star / S XV1700	04-14 O.E.	130/90-16	150/80-16	130/90-16	Exedra G703 "N" / Exedra MAX	150/80-16	Exedra G703 "N" / Exedra MAX

MOTORCYCLE FITMENT GUIDE

MFG	Model	Year		O.E.	O.E.	Recommended		Recommended	
				Front Tire	Rear Tire	Front Size	Front Pattern	Rear Size	Rear Pattern
Original Equipment = BOLD									
YAMAHA (Continued)									
Yamaha	Road Star Silverado XV1600	98-03	D.E.	130/90-16	150/80-16	130/90-16	Exedra 6703 'M' WW	150/80-16	Exedra 6703 'M' WW
Yamaha	Road Star Silverado XV1700	04-14	D.E.	130/90-16	150/80-16	130/90-16	Exedra 6703 WW	150/80-16	Exedra 6703 WW
Yamaha	Road Star Warrior	02-09	D.E.	120/70ZR18	200/50ZR17	120/70ZR18	Battlax BT020 'G' / Exedra Max	200/50ZR17	Battlax BT020 'G' / Exedra Max
Yamaha	Road Star XV1600A	98-03	D.E.	130/90-16	150/80-16	130/90-16	Exedra 6703 'F' / Exedra MAX	150/80-16	Exedra 6703 'F' / Exedra MAX
Yamaha	Roadliner / S	06-14	D.E.	130/70HR18	190/60HR17	130/70HR18	Exedra 6851 "G"	190/60HR17	Exedra 6851 "G"
Yamaha	RZ350	84-85		90/90-18	110/80-18	90/90-18	Battlax BT46	110/80-18	Battlax BT46
Yamaha	SR500	78-81		3.50-19	4.00-18	100/90-19	Battlax BT46	110/90-18	Battlax BT46
Yamaha	Stratoliner / S / Deluxe	06-14	D.E.	130/70HR18	190/60HR17	130/70HR18	Exedra 6851 "G"	190/60HR17	Exedra 6851 "G"
Yamaha	Stryker (bias front / radial rear)	11-17	D.E.	120/70-21	210/40R18	120/70-21	Exedra 6721 "G" - bias ply	210/40R18	Exedra 6721 "G" - bias ply
Yamaha	Super Tenere XTZ1200	12-17	D.E.	110/80R19	150/70R17	110/80R19	BW501 "E" / A41 / T31 / AX41	150/70R17	BW501 "E" / A41 / T31 / AX41
Yamaha	TDM850	92-93		110/80ZR18	150/70ZR17	110/80ZR18	Battlax T32	150/70ZR17	Battlax T32
Yamaha	T-Max SX	2016		120/70R15	160/60R15	120/70R15	Battlax Scooter SC2 / SC2 Rain	160/60R15	Battlax Scooter SC2 / SC2 Rain
Yamaha	T-Max XP 530	2011		120/70R15	160/60R15	120/70R15	Battlax Scooter SC2 / SC2 Rain	160/60R15	Battlax Scooter SC2 / SC2 Rain
Yamaha	VMAX	09-17	D.E.	120/70R18	200/50R18	120/70R18	Battlax BT028 "G"	200/50R18	Battlax BT028 "G"
Yamaha	V-Max	89-07	D.E.	110/90V18	150/90V15	110/90V18	Exedra G525	150/90V15	Exedra G525
Yamaha	V-Star 1100 Classic / Silverado	00-09	D.E.	130/90-16	170/80-15	130/90-16	Exedra 6703 / Exedra MAX	170/80-15	Exedra 6703 / Exedra MAX
Yamaha	V-Star 1100 Custom	99-09	D.E.	110/90-18	170/80-15	110/90-18	Exedra L309 / Exedra MAX	170/80B15	Exedra L309 / Exedra MAX
Yamaha	V-Star 1300 / Tourer / Deluxe	07-17	D.E.	130/90-16	170/70B16	130/90B16	Exedra MAX	170/70B16	Exedra MAX
Yamaha	V-Star 650 Classic / Silverado	98-10		130/90-16	170/80-15	130/90B16	Exedra MAX	170/80B15	Exedra MAX
Yamaha	V-Star 650 Custom	98-16		100/90-19	170/80-15	100/90-19	Exedra MAX	170/80B15	Exedra MAX
Yamaha	WR250X	08-11	D.E.	110/70R17	140/70R17	110/70R17	Battlax BT090 "G" / S22	140/70R17	Battlax BT090 "G" / S22
Yamaha	XJ1100 Maxim	1982		3.50-19	130/90-16	100/90-19	Battlax BT46	130/90-16	Battlax BT46
Yamaha	XJ550 Maxim	81-83		3.25-19	130/90-16	100/90-19	Battlax BT46	130/90-16	Battlax BT46
Yamaha	XJ600S Seca II	92-98		110/80-17	130/70-18	110/80-17	Battlax BT46	130/70-18	Battlax BT46
Yamaha	XJ650 Maxim	80-83		3.25-19	130/90-16	100/90-19	Battlax BT46	130/90-16	Battlax BT46
Yamaha	XJ700 Maxim	85-86		110/90-19	130/90-16	110/90-19	Battlax BT46	130/90-16	Battlax BT46
Yamaha	XJ750 Maxim	82-83		3.25-19	130/90-16	100/90-19	Battlax BT46	130/90-16	Battlax BT46
Yamaha	XJ750R Seca	81-83		3.25-19	120/90-18	100/90-19	Battlax BT46	120/90-18	Battlax BT46
Yamaha	XJ900R Seca	1983		3.25-19	120/90-18	100/90-19	Battlax BT46	120/90-18	Battlax BT46
Yamaha	XS1100	78-81		3.50-19	4.50-17	100/90-19	Battlax BT46	120/90-17	Battlax BT46
Yamaha	XS1100L / S Midnight Special	79-81		3.50-19	130/90-16	100/90-19	Battlax BT46	130/90-16	Battlax BT46
Yamaha	XS650	75-80		3.50-19	4.00-18	100/90-19	Battlax BT46	110/90-18	Battlax BT46
Yamaha	XS650 / 2	79-81		3.50-19	130/90-16	100/90-19	Battlax BT46	130/90-16	Battlax BT46
Yamaha	XS650S Heritage	78-83		3.50-19	130/90-16	100/90-19	Battlax BT46	130/90-16	Battlax BT46
Yamaha	XSR 700	2019		120/70ZR17	180/55ZR17	120/70ZR17	Battlax S23 / T32	180/55ZR17	Battlax S23 / T32
Yamaha	XSR 900	2016		120/70ZR17	180/55ZR17	120/70ZR17	Battlax S23 / T32	180/55ZR17	Battlax S23 / T32
Yamaha	XSR900	16-17		120/70ZR17	180/55ZR17	120/70ZR17	Battlax RS10 / S23 / T32	180/55ZR17	Battlax RS10 / S23 / T32
Yamaha	XV 1900 Midnight Star	2006	D.E.	130/70HR18	190/60HR17	130/70HR18	Exedra 6851 "G"	190/60HR17	Exedra 6851 "G"
Yamaha	XV 950 R Bolt	2017		100/90-19	150/80B16	100/90-19	Exedra Max	150/80B16	Exedra Max
Yamaha	XV 950 R Bolt Scrambler	2017		100/90-19	140/80R17	100/90V19	Battlax Adventure A41 / AX41	140/80R17	Battlax Adventure A41 / AX41

MOTORCYCLE FITMENT GUIDE

MFG	Model	Year	O.E. Front Tire	O.E. Rear Tire	Recommended		Recommended	
					Front Size	Front Pattern	Rear Size	Rear Pattern
Original Equipment = BOLD								
YAMAHA (Continued)								
Yamaha	XV1000 Virago	84-85	100/90-19	140/90-15	100/90-19	Exedra MAX	140/90-15	Exedra MAX
Yamaha	XV1100 Virago	86-99	100/90-19	140/90-15	100/90-19	Exedra MAX	140/90-15	Exedra MAX
Yamaha	XV700 Virago	84-87	100/90-19	140/90-15	100/90-19	Exedra MAX	140/90-15	Exedra MAX
Yamaha	XV750 Virago	81-83	3.50-19	130/90-16	100/90-19	Battlax BT46	130/90-16	Battlax BT46
Yamaha	XV750 Virago	88-95		140/90-15	100/90-19	Exedra MAX	140/90-15	Exedra MAX
Yamaha	XV750M Virago Midnight	1983	3.50-19	140/90-15	100/90-19	Exedra MAX	140/90-15	Exedra MAX
Yamaha	XV920 Virago	82-83	3.25-19	130/90-16	100/90-19	Battlax BT46	130/90-16	Battlax BT46
Yamaha	XV920M Virago Midnight	1983	3.50-19	130/90-16	100/90-19	Battlax BT46	130/90-16	Battlax BT46
Yamaha	XV920R Seca	81-82	3.25-19	120/90-18	100/90-19	Battlax BT46	120/90-18	Battlax BT46
Yamaha	XVS 1100	1999	110/90-18	170/80-15	110/90-18	Exedra MAX	170/80B15	Exedra MAX
Yamaha	XVS 1300 Midnight Star	2006	130/90-16	170/70B16	130/90B16	Exedra MAX	170/70B16	Exedra MAX
Yamaha	XVS 650	2004	130/90-16	170/80-15	130/90B16	Exedra MAX	170/80B15	Exedra MAX
Yamaha	XVS 650 A Drag Star Classic	1998	130/90-16	170/80-15	130/90B16	Exedra MAX	170/80B15	Exedra MAX
Yamaha	XVS 650 Dragstar	1998	100/90-19	170/80-15	100/90-19	Exedra MAX	170/80B15	Exedra MAX
Yamaha	XVS 950 Bolt	14-20	O.E. 100/90-19	150/80B16	100/90-19	Exedra 6721 "F" / Exedra Max	150/80B16	Exedra 6721 "F" / Exedra Max
Yamaha	XVS 950 Bolt Scrambler	17-20	O.E. 100/90-19	140/80R17	100/90-19	Trail Wing TW101 "E" / A41 / AX41	140/80R17	Trail Wing TW101 "E" / A41 / AX41
Yamaha	XVS 950 Midnight Star	2012	O.E. 130/70B18	170/70B16	130/70B18	Exedra 6721 "J" / Exedra MAX	170/70B16	Exedra 6721 "J" / Exedra MAX
Yamaha	XVS 950 V-Star / Tourer	09-17	O.E. 130/70-18	170/70B16	130/70-18	Exedra 6721 "J" / Exedra MAX	170/70B16	Exedra 6721 "J" / Exedra MAX
Yamaha	XVS950 A	2008	O.E. 130/70-18	170/70-16	130/70-18	Exedra 6721 "J" / Exedra MAX	170/70-16	Exedra 6721 "J" / Exedra MAX
Yamaha	XVZ 1300 Royal Star Venture	96-99	150/80-16	150/90-15	150/80-16	Exedra MAX	150/90B15	Exedra MAX
Yamaha	XVZ1300AT Tour Classic	96-00	150/80-16	150/90-15	150/80-16	Exedra MAX	150/90B15	Exedra MAX
Yamaha	XVZ1300LT Tour / Venture	05-13	O.E. 150/80-16	150/90B15	150/80-16	Exedra 6705 "G" / Exedra Max	150/90B15	Exedra 6705 "G" / Exedra Max
Yamaha	YX600 Radian	86-90	110/90-16	130/90-16	110/90-16	Battlax BT46	130/90-16	Battlax BT46
Yamaha	YZF 600 / R	95-07	120/60ZR17	160/60ZR17	120/60ZR17	Battlax S23 / T32	160/60ZR17	Battlax S23 / T32
Yamaha	YZF1000R	1997	120/70ZR17	180/55ZR17	120/70ZR17	Battlax RS10 / S23 / T32	180/55ZR17	Battlax RS10 / S23 / T32
Yamaha	YZF750R	95-98	120/70ZR17	180/55ZR17	120/70ZR17	Battlax RS10 / S23 / T32	180/55ZR17	Battlax RS10 / S23 / T32
Yamaha	YZF-R1	09-14	120/70ZR17	190/55ZR17	120/70ZR17	Battlax RS11 / S23 / T32	190/55ZR17	Battlax RS11 / S23 / T32
Yamaha	YZF-R1	15-19	O.E. 120/70ZR17	190/55ZR17	120/70ZR17	Battlax RS10 "G" / RS10 / S23 / T32	190/55ZR17	Battlax RS10 "G" / RS10 / S23 / T32
Yamaha	YZF-R1	98-08	120/70ZR17	190/50ZR17	120/70ZR17	Battlax RS10 / S23 / T32	190/50ZR17	Battlax RS10 / S23 / T32
Yamaha	YZF-R1 M	15-19	O.E. 120/70ZR17	200/55ZR17	120/70ZR17	Battlax RS10 "G" / RS10 / S23	200/55ZR17	Battlax RS10 "G" / RS10 / S23
Yamaha	YZF-R1 S	16-20	O.E. 120/70ZR17	190/55ZR17	120/70ZR17	Battlax S20 "U" / RS11 / S23 / T32	190/55ZR17	Battlax S20 "U" / RS11 / S23 / T32
Yamaha	YZF-R3	15-17	110/70-17	140/70-17	110/70-17	Battlax BT46 / S23 (radial)	140/70-17	Battlax BT46 / S23 (radial)
Yamaha	YZF-R6	05-16	120/70ZR17	180/55ZR17	120/70ZR17	Battlax RS10 / S23 / T32	180/55ZR17	Battlax RS10 / S23 / T32
Yamaha	YZF-R6	17-20	120/70ZR17	180/55ZR17	120/70ZR17	Battlax RS10 / S23 / T32	180/55ZR17	Battlax RS10 / S23 / T32
Yamaha	YZF-R6	99-04	120/60ZR17	180/55ZR17	120/60ZR17	Battlax S23 / T32	180/55ZR17	Battlax S23 / T32
Yamaha	YZF-R6S	06-09	120/60ZR17	180/55ZR17	120/60ZR17	Battlax S23 / T32	180/55ZR17	Battlax S23 / T32
Yamaha	YZF-R7	1999	120/70ZR17	180/55ZR17	120/70ZR17	Battlax RS10 / S23 / T32	180/55ZR17	Battlax RS10 / S23 / T32
Original Equipment = BOLD								



CONVERSION CHARTS

Safety Warning

Run-In

Use care when riding on new tires. We recommend that you ride slowly and carefully for the first 60 miles (~100 km) until you become accustomed to the performance of your new tires in conjunction with your motorcycle. We recommend avoiding extreme maneuvers, including sudden acceleration, maximum braking and hard cornering, until you have become accustomed to the performance of your tires in conjunction with your motorcycle.

Motorcycle Street Tire Size

Front

Metric	Alpha	Inch
80/90	MH90	2.50/2.75
90/90	MJ90	2.75/3.00
100/90	MM90	3.25/3.50
110/90	MM90	3.75/4.00
120/80	-	4.25/4.50
120/90	MR90	4.25/4.50
130/90	MT90	5.00/5.10

Rear

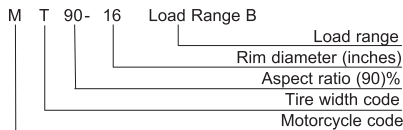
Metric	Alpha	Inch
110/90	MN90	3.75/4.25
120/80	MP85	4.50/4.75
120/90	MP85	4.50/4.75
130/80	-	5.00/5.10
130/90	MT90	5.00/5.10
140/80	-	5.50/6.00
140/90	MU90	5.50/6.00
150/80	MV85	6.00/6.25
150/90	MV85	6.00/6.25

Street Tire Size Designations

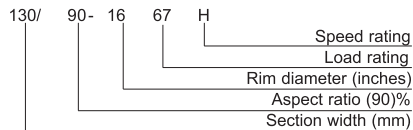
Inch Designations



ALPHABETICAL DESIGNATIONS



Metric Designations



Load Rating - A numerical code which corresponds to the total load carrying capacity at the speed indicated by the speed symbol.

$$\text{Aspect Ratio} = \frac{\text{Section height}}{\text{Section width}} \times 100$$

Bridgestone Americas Tire Operations, LLC
200 4th Avenue South • Nashville, TN 37201
www.BridgestoneMotorcycleTires.com

© Bridgestone Americas Tire Operations, LLC
BSMC-2023

Motorcycle Knobby Tire Size

Front

Metric	Four-Stroke Metric	Inch
70/100	80/90	2.75/3.00
80/100	90/90	3.00/3.25
90/100	90/100	3.25

Rear

Metric	Four-Stroke Metric	Inch
90/100	100/80	3.60/4.10
100/90	110/80	4.10/4.60
110/90	120/80	4.50/5.10
110/100	130/80	5.10

Load Index Rating

LI	lbs	LI	lbs	LI	lbs	LI	lbs	LI	lbs
22	187	35	267	48	397	61	567	74	827
23	193	36	276	49	408	62	584	75	853
24	198	37	282	50	419	63	600	76	882
25	204	38	291	51	430	64	617	77	908
26	209	39	300	52	441	65	639	78	937
27	215	40	309	53	454	66	661	79	963
28	220	41	320	54	467	67	677	80	992
29	227	42	331	55	481	68	694	81	1019
30	234	43	342	56	494	69	716	82	1047
31	240	44	353	57	507	70	736	83	1074
32	247	45	364	58	520	71	761	84	1102
33	254	46	375	59	536	72	783	85	1135
34	260	47	386	60	551	73	805	86	1168

Speed Rating

Motorcycle use		Maximum Design/Test Speed	
		(Mph)	(km/h)
	F type	50	80
	J type	62	100
	L type	75	120
	M type	81	130
	N type	87	140
	P type	94	150
	Q type	99	160
	R type	106	170
	S type	112	180
	H type	130	210
	V type	149	240
	Z type	149+	240+
	W type	168	270
	(W) type	168+	270+
Flotation Type (Low I.P.)		50	80

Warning: Only properly trained personnel should mount tires.

For warranty information please go to www.BridgestoneMotorcycleTires.com/MotorcycleTireWarranty.pdf